

#NephJC Transcript

Healthcare social media transcript of the #NephJC hashtag.

Tue, January 15th 2019, 8:00PM – Tue, January 15th 2019, 11:00PM (America/Toronto).

See #NephJC Influencers/Analytics.

Nephrology Jrnl Club @NephJC

3 days ago



Less than an hour to go. stay tuned! Since we have some time – some background on use of Vitamin D in CKD patients – These are the current KDIGO (2017) guidelines on use of active Vit D/ VDRAs #NephJC 1/n <https://t.co/VpJNJQiAKv>

Swapnil Hiremath, MD, MPH @hswapnil

3 days ago



RT @NephJC: Less than an hour to go. stay tuned! Since we have some time – some background on use of Vitamin D in CKD patients – These are...

Nephrology Jrnl Club @NephJC

3 days ago



PRIMO trial – Double Blind Placebo Controlled Trial | Effect of Paricalcitol on LV mass over 48 weeks in CKD 3 & 4 patients – No difference in LVMI change between 2 grps, greater reduction of PTH, risk of Hypercalcemia in paricalcitol grp #NephJC 2/n <https://t.co/MN8Uu1wzkV>

Nephrology Jrnl Club @NephJC

3 days ago



OPERA trial - Double blind RCT, Paricalcitol in CKD3-5 pts with LVH. No difference in change in LVMI compared to placebo but significantly reduced PTH #NephJC 3/n <https://t.co/04vAM3Euc0>

Aakash Shingada @aakashshingada

3 days ago




RT @NephJC: PRIMO trial – Double Blind Placebo Controlled Trial | Effect of Paricalcitol on LV mass over 48 weeks in CKD 3 & 4 patients – N...


Aakash Shingada @aakashshingada


3 days ago





RT @NephJC: OPERA trial - Double blind RCT, Paricalcitol in CKD3-5 pts with LVH. No difference in change in LVMI compared to placebo but...


 **Nephrology Jrnl Club @NephJC** 3 days ago
Observational data suggest pleotropic benefit of Vitamin D on cardiovascular outcomes, but data from RCT was lacking especially in patients on Hemodialysis. J-DAVID trial set out to attempt & fill this void 4/4 #NephJC


 **Nephrology Jrnl Club @NephJC** 3 days ago
Check out the commentary on this study on the #lastmonthinnephrology blog by @tukaramj @vskeskar <https://t.co/1ST9bmwvcq> #NephJC


 **Aakash Shingada @aakashshingada** 3 days ago
RT @NephJC: Check out the commentary on this study on the #lastmonthinnephrology blog by @tukaramj @vskeskar <https://t.co/1ST9bmwvcq> #Neph...


 **Swapnil Hiremath, MD, MPH @hswapnil** 3 days ago
RT @NephJC: Check out the commentary on this study on the #lastmonthinnephrology blog by @tukaramj @vskeskar <https://t.co/1ST9bmwvcq> #Neph...

 **Swapnil Hiremath, MD, MPH @hswapnil** 3 days ago
RT @NephJC: Observational data suggest pleotropic benefit of Vitamin D on cardiovascular outcomes, but data from RCT was lacking especially...

 **Nephrology Jrnl Club @NephJC** 3 days ago
Time Flies! We are just 10 minutes out.. don't go anywhere, we will be with you shortly #NephJC <https://t.co/8BiZpT4VKj>

 **Swapnil Hiremath, MD, MPH @hswapnil** 3 days ago
RT @NephJC: Time Flies! We are just 10 minutes out.. don't go anywhere, we will be with you shortly #NephJC <https://t.co/8BiZpT4VKj>

 **Dr MK #NephrologistOnICU @_Dr_MK** 3 days ago
When you're on the Vitamin D trail in #CostaRica, searching for ways you might join the #nephjc chat @NephJC <https://t.co/5lppvKh38el>


 **Mario Funes MD @MarioFunesMD** 3 days ago
Mentorship in the internet era. Proud of the #NephJC community. #NephForward

**Krystahl Andújar, MD @Krystahllopathy**

3 days ago

RT @NephJC: Time Flies! We are just 10 minutes out.. don't go anywhere, we will be with you shortly #NephJC <https://t.co/8BiZpT4VKj>**Mario Funes MD @MarioFunesMD**

3 days ago

Ready for today's #NephJC. Join us in the next 5 minutes. <https://t.co/upQjFChu2f>**Brandi Wynne @brandimwynne**

3 days ago

RT @NephJC: Time Flies! We are just 10 minutes out.. don't go anywhere, we will be with you shortly #NephJC <https://t.co/8BiZpT4VKj>**Sarah Melville @sarahkmels**

3 days ago

RT @NephJC: OPERA trial - Double blind RCT, Paricalcitol in CKD3-5 pts with LVH. No difference in change in LVMI compared to placebo but...

**Aakash Shingada @aakashshingada**

3 days ago

RT @MarioFunesMD: Ready for today's #NephJC. Join us in the next 5 minutes. <https://t.co/upQjFChu2f>**Sarah Melville @sarahkmels**

3 days ago

RT @NephJC: PRIMO trial – Double Blind Placebo Controlled Trial | Effect of Paricalcitol on LV mass over 48 weeks in CKD 3 & 4 patients – N...

**Sarah Melville @sarahkmels**

3 days ago

RT @NephJC: Less than an hour to go. stay tuned! Since we have some time – some background on use of Vitamin D in CKD patients – These are...

**Sarah Melville @sarahkmels**

3 days ago

RT @drlovygaur: The upcoming #NephJC deals with one of the most controversial topics in nephrology - Vitamin D and dialysis.. interesting d...

**Nephrology Jrnl Club @NephJC**

3 days ago

Hello everyone. Its 9pm Tuesday. I am Aakash Shingada @aakashshingada, ur host 4 tonight. I m a final year nephrology fellow from New Delhi. This is the first time I get to say it on twitter– I am an #NSMC faculty mentor for the incoming class of 2019! No COI Welcome to #Nephjc

Nephrology Jrnl Club @NephJC

3 days ago



RT @MarioFunesMD: Ready for today's #NephJC. Join us in the next 5 minutes.
<https://t.co/upQjFChu2f>

Diana Mina @DiMiRenalMD

3 days ago



Hello! Diana here, nephrologist in Dallas. COI: D is my favorite letter 🧑 #NephJC

Swapnil Hiremath, MD, MPH @hswapnil

3 days ago



RT @NephJC: Hello everyone. Its 9pm Tuesday. I am Aakash Shingada @aakashshingada, ur host 4 tonight. I m a final year nephrology fellow fr...

Aakash Shingada @aakashshingada

3 days ago



So glad that #NephJC is back after the winter break. I am Aakash Shingada, from new Delhi COI - I Will be hosting #NephJC tonight! Can't control the excitement!
<https://t.co/sjoJbQBDAQ>

Nephrology Jrnl Club @NephJC

3 days ago



Everyone, please introduce yourselves and reveal any relevant conflicts of interest (COI) #NephJC

Nephrology Jrnl Club @NephJC

3 days ago



Don't forget to add the hashtag #NephJC to every tweet if you want to be part of the discussion. We don't want to miss any amazing tweets.

Silvi Shah, MD, MS @silvishah

3 days ago



Hi this is Silvi Shah from Ucincy no Coi #NephJC

Cathy Quinlan @KidneyCathy

3 days ago



Awesome to join #nephjc but will mainly lurk as also at a meeting. No COI. Paed neph in Melbourne.

Anna Burgner MD MEHP @anna_burgner

3 days ago



@NephJC @aakashshingada Hi #NephJC! Anna Burgner APD and general nephrologist at @VUMCKidney. Ready for #NephJC tonight! No COI

**Samira Farouk, MD, MS @ssfarouk**

3 days ago

Samira Farouk, transplant nephrologist @ISMMSKidney. No COI #NephJC

**Syed Husain @SAHusainMD**

3 days ago

syed ali husain, transplant nephro at @ColumbiaKidney. no COI #nephjc

**Nikhil Shah @dr_nikhilshah**

3 days ago

@NephJC @aakashshingada #NephJC Not to forget also running the #Asian #Nephjc chat tomorrow with @divyaa24 - Congratulations and all the best! You guys are amazing!

**Edgar V. Lerma 🇵🇭 @edgarvlermamd**

3 days ago

Edgar Lerma, Chicago-based Nephrologist #NephJC #DaBears
<https://t.co/sIIUzMkVZO>

**Nephrology Jrnl Club @NephJC**

3 days ago

We suggest using tweetdeck or the native client in browser (<https://t.co/LkGCHautmO>) (Tchat will truncate your tweets at 140 characters) #NephJC

**Dave White @kidneywarrior**

3 days ago

Dave White here - dialysis 2009-2015, happily transplanted since.
#kidneyhealthinitiative Patient and Family Partnership Council Chair. Looking forward to learning something! COI Amgen and CareDx #NephJC

**James Novak @JamesNovakNeph**

3 days ago

James Novak, @HFNephrology TPD and NSMC graduate 2018. My COI: I'm skeptical of all CKD-MBD treatments. #NephJC

**Nephrology Jrnl Club @NephJC**

3 days ago

@silvishah Hi silvi! COngratulations on the paper! #NephJC

**Urmila Anandh @AnandhUrmila**

3 days ago

RT @aakashshingada: So glad that #NephJC is back after the winter break. I am Aakash Shingada, from new Delhi COI - I Will be hosting #Neph...



Raymond Hsu @DrRaymondHsu

3 days ago

Hi all! gen neph at @ucsfneurology no coi #nephjc



Mario Funes MD @MarioFunesMD

3 days ago

Hello everyone! Mario Funes. PGY2 IM at Saint Peter's University Hospital in NJ. Nephrology applicant 2019. Currently in Nephrology elective. No COI. #NephJC



Rasheeda Hall @Rasheeda_HallMD

3 days ago

Rasheeda Hall at @DukeKidney; geriatric nephrology; no COI; tuning in for a moment since I contributed to the editorial on JDAVID #nephjc



Annabel Biruete 🇲🇳 @annibelch

3 days ago

Annabel Biruete, postoc @IUKidney @IUMedSchool. No COI. Just finished reading the great summary! Partially lurking, excited for the discussion #NephJC



Kevin J. Fowler @gratefull080504

3 days ago

@gratefull080504 lurking tonight #nephJC



Hector Madariaga, MD @HecmagsMD

3 days ago

Héctor Madariaga, no COI. From #PatriotsNation . No COI. Hello, everybody! 🙌
#NephJC <https://t.co/tF4YtUmAs3>



L. Parker Gregg @LParkerGregg1

3 days ago

Hi all! I'm Parker Gregg from Dallas. Mostly lurking and trying to figure out how to use tweedeck. No COI, #NephJC first timer!



Swapnil Hiremath, MD, MPH @hswapnil

3 days ago

Swapnil Hiremath, from @ottawarenal #nephjc cofounder No conflicts, except vitamin D-skeptic <https://t.co/EGO5zEjs0f>



David Santos @DavidSa37565535

3 days ago

Hello, David Santos, Medical student from El Salvador. Is my first time I join you #nephjc


Nephrology Jrnl Club @NephJC

3 days ago

Tonight at #NephJC we are discussing the @JAMA_current paper, "Effect of Oral Alfacalcidol on Clinical Outcomes in Patients Without Secondary Hyperparathyroidism Receiving Maintenance Hemodialysis" The J-DAVID Trial <https://t.co/zUAidMQXya>


Nephrology Jrnl Club @NephJC

3 days ago

#NephJC is a great way to build your personal learning network, so hit that follow button early and often!


Nikhil Shah @dr_nikhilshah

3 days ago

#nephjc Nikhil Shah, Clinical Nephrologist , Home Dialysis enthusiast. from Edmonton, Canada.


Swapnil Hiremath, MD, MPH @hswapnil

3 days ago

@LParkerGregg1 Welcome to #NephJC!


Krystahl Andújar, MD @Krystahllopathy

3 days ago

Hello! Krystahl Andujar reporting, nephrologist based in San Juan, Puerto Rico. Excited to join in tonight on the first #nephjc of the year


Arvind Canchi IN @arvindcanchi

3 days ago

@NephJC @aakashshingada Congrats @aakashshingada ! Good morning from Bangalore. Hello all, Will lurk and join the Asian edition tonight.#nephjc <https://t.co/0b3ZHiCWxX>


Mario Funes MD @MarioFunesMD

3 days ago

@LParkerGregg1 Welcome! #NephJC


Swapnil Hiremath, MD, MPH @hswapnil

3 days ago

@DavidSa37565535 Welcome to #NephJC !


Nephrology Jrnl Club @NephJC

3 days ago

As we are back after a long break lets refresh the anatomy of the chat – T0 – Introduction(~15mins), T1 – Methods (~10mins), T2 – Results(~15mins), T3 – Discussion(~15mins), T4 – concluding remarks #NephJC



Gates Colbert, MD @DoctorGates

3 days ago

Dallas Nephrologist. No COI. Ready to hear some thoughts on Vitamin D in CKD.
#nephjc



Anshul Bhalla @BhallaAnshul

3 days ago

Hi everyone. Anshul here. Transp Neph fellow at hopkins. No COI #NephJC



Sri Lekha Tummalapalli, MD, MBA @LTummalapalli

3 days ago

Ready for #EBMinNephrology - Sri Lekha Tummalapalli, UCSF Nephrology Fellow, great #NephJC summary @aakashshingada! #NSMC



Michelle Rheault @rheault_m

3 days ago

@NephJC Hello, Michelle Rheault here. Ped neph, COI in bio. #NephJC



Sarah Melville @sarahkmels

3 days ago

RT @Rasheeda_HallMD: Rasheeda Hall at @DukeKidney; geriatric nephrology; no COI; tuning in for a moment since I contributed to the editoria...



Divya Bajpai IN @divyaa24

3 days ago

Hi Divya here, Nephrologist from mumbai, #nsmc graduate not a big fan of vit D in ckdVD, otherwise no coi #NephJC



Edgar V. Lerma P @edgarvlermamd

3 days ago

J-DAVID JP : Among patients on hemodialysis without SHPT, PO alfacalcidol DID NOT reduce the risk of a composite outcome of CV events ca. 2018 from @JAMA_current #VisualAbstract by @aakashshingada #CKDMBD #Nephpearls #NephJC □□
<https://t.co/oNskMPiWg2> <https://t.co/1vcDLYVCqV>



Nephrology Jrnl Club @NephJC

3 days ago

Hi nikhil! Yes excited for the first #NephJC Asia!



Swapnil Hiremath, MD, MPH @hswapnil

3 days ago

@BhallaAnshul Welcome to #NephJc!



Michelle Rheault @rheault_m

3 days ago

RT @NephJC: Tonight at #NephJC we are discussing the @JAMA_current paper, "Effect of Oral Alfacalcidol on Clinical Outcomes in Patients Wit...



Nephrology Jrnl Club @NephJC

3 days ago

If you were unable to read the article AND the summary check out my #Visualabstract here for a quick recap #NephJC <https://t.co/ZFL2RA2pa1>



Nephrology Jrnl Club @NephJC

3 days ago

Check out the summary of the article #NephJC <https://t.co/fyt0olcpD0>



Swapnil Hiremath, MD, MPH @hswapnil

3 days ago

Whoah what a turn out! #nephjc



Nephrology Jrnl Club @NephJC

3 days ago

T0a: What is your threshold for starting active vit D or a VDRA? Do all patients get it, or only if PTH elevated? What's your PTH target? Do you actively use Vit D for CVS risk reduction? #NephJC



Rajesh rajan @rajeshrajan79

3 days ago

Hello. Hi everyone. Rajesh Rajan. Clinical nephrologist in small town. No COI. #nephjc



Mohamed E. Elrggal @M_Elraggal

3 days ago

Hi everyone, Mohamed Elrggal from Egypt, no COI, #NephJC



Jefferson T. @TRIOZZIJL

3 days ago

@NephJC Jefferson PGY-2 from Baylor COM in Houston, TX; no COI #NephJC



Joel Topf, MD FACP @kidney_boy

3 days ago

Joel Topf, clinical nephrologist from Detroit. No COI. Becoming quite disillusioned with the entire CKD-MBD field. #NephJC <https://t.co/fXJglsTHQ8>



Krystahl Andújar, MD @Krystahllopathy

3 days ago

RT @edgarvlermamd: J-DAVID JP : Among patients on hemodialysis without SHPT, PO alfacalcidol DID NOT reduce the risk of a composite outcom...



Salt @Saltwebsite

3 days ago

Hello everyone! Gerren Hobby. No COI. #nephjc



Gates Colbert, MD @DoctorGates

3 days ago

@NephJC This was an impressive summary. Great job! #NephJC



Nephrology Jrnl Club @NephJC

3 days ago

RT @edgarvlermamd: J-DAVID JP : Among patients on hemodialysis without SHPT, PO alfacalcidol DID NOT reduce the risk of a composite outcom...



Sarah Melville @sarahkmels

3 days ago

Hi, Sarah Melville, clinical research associate in Saint John, Canada- no COI - formerly from #PatriotsNation - #NephJC



Matt Sparks @Nephro_Sparks

3 days ago

Matt Sparks ✕ @DukeKidney APD no COI... in and out as leaving for Arkansas and packing #NephJC



Bhavnish @Buck1486

3 days ago

Chief Fellow at OSU Wexner Medical Center. Trying to get as much learning from the experts #nephjc #curious



Nikhil Shah @dr_nikhilshah

3 days ago

RT @NephJC: As we are back after a long break lets refresh the anatomy of the chat – T0 – Introduction(~15mins), T1 – Methods (~10mins),...



Swapnil Hiremath, MD, MPH @hswapnil

3 days ago

RT @NephJC: If you were unable to read the article AND the summary check out my #Visualabstract here for a quick recap #NephJC <https://t.co...>



Swapnil Hiremath, MD, MPH @hswapnil

3 days ago

@rajeshrajan79 Welcome to #NephJC!



Nephrology Jrnl Club @NephJC

3 days ago

@Buck1486 Welcome to #NephJC Bhavnish! Glad to have you here!

**Annabel Biruete**   @annibelch

3 days ago

@kidney_boy Haha! There's so much more to CKD-MBD than biochemical abnormalities #NephJC

**Hector Madariaga, MD** @HecmagsMD

3 days ago

@rajeshrajan79 Welcome, Rajesh! #Nephjc

**Swapnil Hiremath, MD, MPH** @hswapnil


3 days ago

@TRIOZZIJL @NephJC Welcome to #NephJC!

**James Novak** @JamesNovakNeph

3 days ago

@NephJC We use the KDIGO PTH range of 120-600 in ESRD, so calcitriol is a drug that's useful to keep it there. Who knows what's going on in the bone? PTH doesn't correlate very well, and the assays are fraught with inconsistencies. PRIMO showed no CVD benefit from paricalcitol. #NephJC

**Brandi Wynne** @brandimwynne

3 days ago

Brandi Wynne Lurking whole packing as well... #NephJC No COI

**Tiffany Caza** @Tiff_Caza

3 days ago

@NephJC Hello! I'm Tiffany and am a renal path fellow. No COI. Looking forward to learning 😊. #NephJC

**Nephrology Jrnl Club** @NephJC

3 days ago

RT @JamesNovakNeph: @NephJC We use the KDIGO PTH range of 120-600 in ESRD, so calcitriol is a drug that's useful to keep it there. Who know...

**Divya Bajpai** IN @divyaa24

3 days ago

@kidney_boy True CKD/MBD field is the field of "surrogate outcomes" #NephJC

**Nephrology Jrnl Club** @NephJC

3 days ago

@brandimwynne Welcome to #NephJC Brandi!

**Swapnil Hiremath, MD, MPH** @hswapnil

3 days ago

@annibelch @kidney_boy But at least the trials are being done now! #NephJC

**Nephrology Jrnl Club @NephJC**

3 days ago

A lot of us (including myself) might initially doubt the rationale of even conducting this trial in patients were normal/2x normal PTH. What are your thoughts? #nephjc

**Swapnil Hiremath, MD, MPH @hswapnil**

3 days ago

RT @JamesNovakNeph: @NephJC We use the KDIGO PTH range of 120-600 in ESRD, so calcitriol is a drug that's useful to keep it there. Who know...

**Swapnil Hiremath, MD, MPH @hswapnil**

3 days ago

@Tiff_Caza @NephJC Welcome to #NephJC

**Nimra Sarfaraz @DrNimraS**

3 days ago

Nephron from Dallas w @DallasRenal no COI :D #NephJC

**Silvi Shah, MD, MS @silvishah**

3 days ago

@NephJC Agree. That's the thought occurred to me when I saw the study. #nephJC

**Sarah Melville @sarahkmels**

3 days ago

RT @NephJC: If you were unable to read the article AND the summary check out my #Visualabstract here for a quick recap #NephJC <https://t.co...>

**आकाश राजदान @Ateendriyo**

3 days ago

RT @NephJC: If you were unable to read the article AND the summary check out my #Visualabstract here for a quick recap #NephJC <https://t.co...>

**Nephrology Jrnl Club @NephJC**

3 days ago

RT @divyaa24: @kidney_boy True CKDMBD field is the field of "surrogate outcomes" #NephJC

**L. Parker Gregg @LParkerGregg1**

3 days ago

@NephJC So glad I'm not the only one who thought this #NephJC

**Swapnil Hiremath, MD, MPH @hswapnil**

3 days ago

@NephJC Yeah. Since their guideline said > 180 should be treated, they went below. Not a bad start Not the question that interests me, but OK #NephJC

Edgar V. Lerma P  @edgarvlermamd

3 days ago



Vitamin D supplementation in Stages 3-4 CKD Update ca. 2018 ✦ 25(OH)D < 15 should be treated irrespective of PTH ✦ 25(OH)D 15-20 may not require treatment if there is no evidence of counter-regulatory hormone activity #Nephpearls #NephJC □□
<https://t.co/rIHegbLMVO> <https://t.co/DLN5Z2guUF>

Nephrology Jrnl Club @NephJC

3 days ago



@silvishah Japanese guidelines suggest keeping a low target PTH. While the trial was conceived target PTH was < 180 pg/mL & while trial was ongoing, this was liberalized to < 240 pg/mL. This is different from the KDIGO recommendation of maintaining PTH 2x-9x times ULN #NephJC

Samira Farouk, MD, MS @ssfarouk

3 days ago



@NephJC I covered a dialysis shift as a fellow and 0 patients would have met inclusion criteria for this study based on iPTH and P #NephJC

Mohamed E. Elrggal @M_Elraggal

3 days ago



#NephJC

Silvi Shah, MD, MS @silvishah

3 days ago



The whole concept of vit d replacement is debatable. I think twice - some drugs are very expensive #nephJC

Divya Bajpai IN @divyaa24

3 days ago



@NephJC We use vit D very cautiously only if PTH > 9 times normal AND RISING. Cvs risk reduction needs more probing, not an indication till now. #NephJC

Gates Colbert, MD @DoctorGates

3 days ago



Reminder tonight: Tertiary Hyperparathyroidism is Real. Debilitating. Expensive. And leads to increased Mortality. This discussion is with PTH levels prior to Secondary HyperPara. Try not to lump the spectrum together. #nephjc

James Novak @JamesNovakNeph

3 days ago



@NephJC In fact, now that I'm getting warmed up, EVOLVE didn't show any CVD benefit of cinacalcet, either. Nor have there been any large placebo-controlled RCTs with phosphate binders. All we know right now is that these drugs are useful to keep labs where we want them. #NephJC

**Swapnil Hiremath, MD, MPH @hswapnil**

3 days ago

RT @NephJC: @silvishah Japanese guidelines suggest keeping a low target PTH. While the trial was conceived target PTH was < 180 pg/mL & whi...

**Cathy Quinlan @KidneyCathy**

3 days ago

RT @NephJC: If you were unable to read the article AND the summary check out my #Visualabstract here for a quick recap #NephJC <https://t.co...>

**Ross Morton @signindoc**

3 days ago

#NephJC Nephrology & Mineral Metabolism from NB lurking

**Matt Sparks @Nephro_Sparks**

3 days ago

@LParkerGregg1 @NephJC I was like... what #NephJC <https://t.co/PNzjXjgcom>

**Nephrology Jrnl Club @NephJC**

3 days ago

@silvishah J-DAVID investigators set out to test whether addition of alfacalcidol helps in cardiovascular event reduction even at a low PTH, thereby truly testing for pleotropic effects of Active Vit D #NephJC PS: For people using SI units, PTH < 180 pg/ml = ~ PTH < 19 pMol/L

**Silvi Shah, MD, MS @silvishah**

3 days ago

@JamesNovakNeph @NephJC Totally agree #nephJC

**Cathy Quinlan @KidneyCathy**

3 days ago

RT @NephJC: As we are back after a long break lets refresh the anatomy of the chat – T0 – Introduction(~15mins), T1 – Methods (~10mins),...

**Krishna K Agrawal @agrawalkris**

3 days ago

#NephJC Krishna from Nepal no CLI

**Swapnil Hiremath, MD, MPH @hswapnil**

3 days ago

@JamesNovakNeph @NephJC Jumping the gun, but agree We probably need a trial of PO4 targets and PTH targets, not a drug vs placebo RCT? #NephJC

**Edgar V. Lerma**  @edgarvlermamd

3 days ago

Vitamin D analogs #CKDMBD #Nephpearls #NephSecrets #NephJC
<https://t.co/ZX6NzjY6nW>

**Nephrology Jrnl Club** @NephJC

3 days ago

RT @edgarvlermamd: Vitamin D analogs #CKDMBD #Nephpearls #NephSecrets
 #NephJC <https://t.co/ZX6NzjY6nW>

**Nikhil Shah** @dr_nikhilshah

3 days ago

@JamesNovakNeph @NephJC #nephjc Can we safely say that this trial was not about
 CKDMBD at all, but other effects of Vit D on dialysis patients.

**Samira Farouk, MD, MS** @ssfarouk

3 days ago

@dr_nikhilshah @JamesNovakNeph @NephJC ...on rare dialysis patients without
 SHPTH #NephJC

**Rasheeda Hall** @Rasheeda_HallMD

3 days ago

PTH targets are lower in Japan to aim for potential mortality benefit at low PTH #nephjc

**Matt Sparks** @Nephro_Sparks

3 days ago

@JamesNovakNeph @NephJC and then we are finishing for the evening #NephJC
<https://t.co/NrT0ueusot>

**José Alejandro J.N.** @elplexo1

3 days ago

RT @edgarvlermamd: Vitamin D supplementation in Stages 3-4 CKD Update ca. 2018
 ✦ 25(OH)D < 15 should be treated irrespective of PTH ✦ 25(...

**Krishna K Agrawal** @agrawalkris

3 days ago

Which vitamin D u measure #NephJC

**Divya Bajpai** IN @divyaa24

3 days ago

@dr_nikhilshah @JamesNovakNeph @NephJC very true! it was a CV risk reduction
 trial. even mortality was a secondary endpoint #NephJC



Nephrology Jrnl Club @NephJC

3 days ago

@DoctorGates Yes! The study focuses on the Pleotropic Effects of Vitamin D on CVS risk. This is not a PTH target study #NephJC



Michelle Rheault @rheault_m

3 days ago

@dr_nikhilshah @JamesNovakNeph @NephJC Would love to see a pediatric dialysis trial of PTH targets looking at growth as an outcome. You think you guys don't know what you're doing...#NephJC



Nimra Sarfaraz @DrNimraS

3 days ago

@NephJC yeah thats what I was perplexed by too, given we give vit d analogues when PTH is high #NephJC



Nephrology Jrnl Club @NephJC

3 days ago

T1a: Methods – this was a Prospective randomized, open-label, blinded end point clinical trial to examine the effect of alfacalcidol vs no VDRA on cardiovascular events in patients receiving maintenance hemodialysis without secondary hyperparathyroidism over 48 months #NephJC



Swapnil Hiremath, MD, MPH @hswapnil

3 days ago

@silvishah Indeed Vitamin D is the classic observational vs RCT paradox As @skathire put it <https://t.co/m5gkOCe8hm> #NephJC



Matt Sparks @Nephro_Sparks

3 days ago

good point. we are narrowly focus on our CV outcomes. Growth for kids important and need to know what is going on there. #NephJC



Nikhil Shah @dr_nikhilshah

3 days ago

@ssfaraouk @JamesNovakNeph @NephJC #nephjc Which brings me to the question - Why does a regular incenter HD patient have such low PTH in the first place. Are we selecting a specific group to study here?



Krystahl Andújar, MD @Krystahllopathy

3 days ago

RT @NephJC: @DoctorGates Yes! The study focuses on the Pleotropic Effects of Vitamin D on CVS risk. This is not a PTH target study #NephJC



Annabel Biruete □□ @anniebelch

3 days ago

@JamesNovakNeph @NephJC Didn't they show in the secondary analysis that if it reduced FGF23, CVD was reduced? #NephJC



Sarah Melville @sarahkmels

3 days ago

RT @edgarvlermamd: Vitamin D analogs #CKDMBD #Nephpearls #NephSecrets #NephJC <https://t.co/ZX6NzjY6nW>



Nephrology Jrnl Club @NephJC

3 days ago

@dr_nikhilshah @JamesNovakNeph Exactly! Main purpose was to study benefit of Vit D(on CV risk) BEYOND reduction in PTH #NephJC



Nimra Sarfaraz @DrNimraS

3 days ago

@NephJC anecdotally I've noticed that asian patients tended to have much lower PTH compared to other ethnicities, I trained in Flushing Queens and there is a large Vietnamese population in Dallas #NephJC



Swapnil Hiremath, MD, MPH @hswapnil

3 days ago

RT @NephJC: T1a: Methods – this was a Prospective randomized, open-label, blinded end point clinical trial to examine the effect of alfacal...



Nephrology Jrnl Club @NephJC

3 days ago

T1b: The protocol of the trial was published here - <https://t.co/bxb7ifDQ2A> PTH targets in Japanese guidelines are <180pg/mL, this was liberalized to 240pg/mL #NephJC <https://t.co/o0ETNPnmla>



James Novak @JamesNovakNeph

3 days ago

@hswapnil @NephJC That's the big question. Same thing with ESAs: is the ESA dose or the Hb achieved that causes harm? And statins: dose versus LDL achieved that confers benefit? For phosphate binders, one could design a trial to compare dietary vs drug-mediated phosphate reduction. #NephJC



Nimra Sarfaraz @DrNimraS

3 days ago

@Nephro_Sparks @LParkerGregg1 @NephJC @Nephro_Sparks how are you getting gifs in with tweetdeck?! #NephJC



Divya Bajpai IN @divyaa24

3 days ago

@ssfarouk @dr_nikhilshah @JamesNovakNeph @NephJC I initially felt that this is a scary group to select many of our such pts progress to develop adynamic bone disease #NephJC



Mohamed E. Elrggal @M_Elraggal

3 days ago

@NephJC Strange enough to find a dialysis patient without SHPT !! #NephJC



Nephrology Jrnl Club @NephJC

3 days ago

@dr_nikhilshah @ssfarouk @JamesNovakNeph Japanese Targets are lower. Might Explain. #NephJC <https://t.co/HMT9PcO3zs>



Nimra Sarfaraz @DrNimraS

3 days ago

RT @edgarvlermamd: Vitamin D supplementation in Stages 3-4 CKD Update ca. 2018
 ✦ 25(OH)D < 15 should be treated irrespective of PTH ✦ 25(...



Nephrology Jrnl Club @NephJC

3 days ago

T1c: Intervention - oral alfacalcidol at 0.5 µg per day. Other VDRAs were allowed in the experimental group while the control group was asked to avoid them. Dose reduction, modification or temporary cessation was allowed (Dose range of alfacalcidol 0.25 to 7 mcg/wk) #NephJC



Swapnil Hiremath, MD, MPH @hswapnil

3 days ago

@dr_nikhilshah @ssfarouk @JamesNovakNeph @NephJC Yeah. Japan is very very different (low deceased donor Tx rates, great survival etc) And yes, recruitment was slower for that reason #NephJC



Swapnil Hiremath, MD, MPH @hswapnil

3 days ago

RT @NephJC: @dr_nikhilshah @JamesNovakNeph Exactly! Main purpose was to study benefit of Vit D(on CV risk) BEYOND reduction in PTH #NephJC



Bhavnish @Buck1486

3 days ago

Physiology and medicine aside, I imagine it would have been hard to implement this in the US with the 'bundle' system. What parameters to be monitored if this is for patients without SHPT? When to start, when to stop etc... @NephJC #nephjc

**James Novak** @JamesNovakNeph

3 days ago

@divyaa24 @ssfarouk @dr_nikhilshah @NephJC Do you do bone biopsies to diagnose adynamic bone disease? These are rarely done in the U.S. #NephJC

**Edgar V. Lerma** P □ @edgarvlermamd

3 days ago

GOLDFARB: Don't screen for Vitamin D unless ■ BMD is low ■ CKD #AUA17 us #Nephpearls #NephJC <https://t.co/kwDzKqmAnx>

**Nephrology Jrnl Club** @NephJC

3 days ago

@divyaa24 @ssfarouk @dr_nikhilshah @JamesNovakNeph We'll see this later. But surprisingly very low rates of Adynamic disease in this study! #NephJC

**Joel Topf, MD FACP** @kidney_boy

3 days ago

@M_Elraggal @NephJC There was a non-calcium versus calcium containing binders study presented at #KidneyWk that also showed remarkably different CKD-MBD cohort than we are used to. #JapanIsDifferent #NephJC

**Nephrology Jrnl Club** @NephJC


3 days ago

RT @hswapnil: @dr_nikhilshah @ssfarouk @JamesNovakNeph @NephJC Yeah. Japan is very very different (low deceased donor Tx rates, great survi...

**Swapnil Hiremath, MD, MPH** @hswapnil

3 days ago

Important point Control arm could receive VDRA or cinacalcet too for PTH reasons #NephJC

**B. Wagner, M.D.** @Wagner_Nephro

3 days ago

@weddellite #NephJC

**Nephrology Jrnl Club** @NephJC

3 days ago

RT @kidney_boy: @M_Elraggal @NephJC There was a non-calcium versus calcium containing binders study presented at #KidneyWk that also showed...

**Nephrology Jrnl Club** @NephJC

3 days ago

T1d : Primary Endpoint – What do you think of the Composite of Cardiovascular events – details don't fit in 280 characters! Too much performance pressure on Alfacalcidol?! Secondary endpoint – All cause mortality #NephJC <https://t.co/TO5v8hULRo>



Divya Bajpai IN @divyaa24

3 days ago

@JamesNovakNeph @ssfarouk @dr_nikhilshah @NephJC Very rarely, Only in severely symptomatic pts. we do lateral Xray, CECT for vascular calcifications low PTH in HD is not uncommon here #NephJC



Joel Topf, MD FACP @kidney_boy

3 days ago

Amen brother #WheresTheBeef in #CKDMBD #NephJC



James Novak @JamesNovakNeph

3 days ago

@annibelch @NephJC FGF23 is another wrench in the gears. Associated with LVH in clinical cohorts, and causes LVH in animal models, but it's complicated. I'm waiting for an FGF23 inhibitor clinical trial. #NephJC



Ross Morton @signindoc

3 days ago

@divyaa24 @ssfarouk @dr_nikhilshah @JamesNovakNeph @NephJC Certainly low turnover bone disease is a concern, but could be mixed with OM which can be hard to diagnose without biopsies #NephJC



Nimra Sarfaraz @DrNimraS

3 days ago

RT @divyaa24: @JamesNovakNeph @ssfarouk @dr_nikhilshah @NephJC Very rarely, Only in severely symptomatic pts. we do lateral Xray, CECT for...



Nephrology Jrnl Club @NephJC

3 days ago

@hswapnil Yes. Dropout considered only if VDRA continued for > 12 weeks! Lot of contamination! #NephJC



Sri Lekha Tummalapalli, MD, MBA @LTummalapalli

3 days ago

The evidence the cite about pleiotropic effects of Vitamin D is weak - only one human study, the rest experimental. Do others think of Vitamin D as having important pleiotropic effects? #nephjc



Nikhil Shah @dr_nikhilshah

3 days ago

@JamesNovakNeph @divyaa24 @ssfarouk @NephJC #nephjc Not here and have not heard of it being done regularly in Canada either.



Nephrology Jrnl Club @NephJC

3 days ago

RT @LTummalapalli: The evidence the cite about pleiotropic effects of Vitamin D is weak - only one human study, the rest experimental. Do ot...



Swapnil Hiremath, MD, MPH @hswapnil

3 days ago

#Ambitious But observational studies (and ~~no~~ data?) suggest vit D is an elixir for immortality, so why not? #NephJC



B. Wagner, M.D. @Wagner_Nephro

3 days ago

RT @hswapnil: #Ambitious But observational studies (and ~~no~~ data?) suggest vit D is an elixir for immortality, so why not? #NephJC [https://t....](https://t...)



Matt Sparks @Nephro_Sparks

3 days ago

@LTummalapalli Uggh. pleiotropic for 100 alex. Not a fan of that word in any sense. Hand waving. #NephJC



James Novak @JamesNovakNeph

3 days ago

@DrRaymondHsu @NephJC @divyaa24 @ssfarouk @dr_nikhilshah There's some evidence that alkaline phosphatase is more specific (and stable) compared to PTH. #NephJC



Joel Topf, MD FACP @kidney_boy

3 days ago

@annibelch @JamesNovakNeph @NephJC Let's not get into secondary analysis when primary analysis is negative. And saying if a drug works (and it usually didn't) then it reduces mortality is not a very compelling finding. #NephJC



Swapnil Hiremath, MD, MPH @hswapnil

3 days ago

@JamesNovakNeph @annibelch @NephJC See this though <https://t.co/zzy01UqBw9> from @RichardHaynes3 et al I am becoming an FGF-skeptic #NephJC



Ross Morton @signindoc

3 days ago

@LTummalapalli I think this stems from the presence of VDRs in many places. Seems logical that the hormonal form has multiple actions. #NephJC



Swapnil Hiremath, MD, MPH @hswapnil

3 days ago

RT @NephJC: @hswapnil Yes. Dropout considered only if VDRA continued for > 12 weeks! Lot of contamination! #NephJC



Michelle Rheault @rheault_m

3 days ago

@Nephro_Sparks @LTummalapalli Are you practicing for #KidneyCon Jeopardy already? #NephJC



Edgar V. Lerma P @edgarvlermamd

3 days ago

Vitamin D 101 from @RenalFellowNtwk #Nephpearls #CKDMBD #NephJC
<https://t.co/JXARB4h3PH> <https://t.co/uJlQnaUYzK>



Swapnil Hiremath, MD, MPH @hswapnil

3 days ago

#NephJC



Nephrology Jrnl Club @NephJC

3 days ago

RT @hswapnil: #NephJC <https://t.co/jiLFENSBUh>



Nephrology Jrnl Club @NephJC

3 days ago

T1g: What do you think of the methods? Is open label and allowing other VDRA's and cinacalcet to be used a problem? Target PTH was same in both arms too #NephJC



Raymond Hsu @DrRaymondHsu

3 days ago

@JamesNovakNeph @NephJC @divyaa24 @ssfouk @dr_nikhilshah alk phos. a number i completely ignore on the monthly labs (also ignore the ca-phos product) #nephjc #stopreportingplease



sidsdoc @sidsdoc

3 days ago

excellent initiative. #NephJC



Swapnil Hiremath, MD, MPH @hswapnil

3 days ago

@skathire @silvishah Indeed. And the study we are discussing tonight is also....negative <https://t.co/zBrPXrEP6m> #NephJC



Joel Topf, MD FACP @kidney_boy

3 days ago

@NephJC Always suspicious of CHF admissions in a dialysis study. So many dialysis patients with run of the mill fluid overload admitted with CHF. #NephJC



Ross Morton @signindoc

3 days ago

@Nephro_Sparks @LTummalapalli Fair comment, but if VDRs abound, they are there for a reason. #NephJC



Mohamed E. Elrggal @M_Elraggal

3 days ago

#NephJC



Carmen A. Peralta @Peralta_KHRC

3 days ago

Hi Carmen Peralta here from @crickethealth and @UCSFNephrology #NephJC still hoping not to have JC during dinner time :)



Rasheeda Hall @Rasheeda_HallMD

3 days ago

slightly more CV events in intervention arm compared to control arm 21 vs 18% - is it because of higher calcium levels? #NephJC



Sarah Melville @sarahkmels

3 days ago

RT @hswapnil: @JamesNovakNeph @annibelch @NephJC See this though <https://t.co/zzy01UqBw9> from @RichardHaynes3 et al I am becoming an FGF-...



Nimra Sarfaraz @DrNimraS

3 days ago

@dr_nikhilshah @JamesNovakNeph @divyaa24 @ssfarouk @NephJC Never done one #NephJC



Nimra Sarfaraz @DrNimraS

3 days ago

RT @JamesNovakNeph: @DrRaymondHsu @NephJC @divyaa24 @ssfarouk @dr_nikhilshah There's some evidence that alkaline phosphatase is more specif...



Swapnil Hiremath, MD, MPH @hswapnil

3 days ago

@gautamphadke See poll: <https://t.co/Nw9TEclaH2> #NephJC


Nephrology Jrnl Club @NephJC

3 days ago

@DrRaymondHsu @JamesNovakNeph @divyaa24 @ssfarouk @dr_nikhilshah I use a combination of Alk Phos, PTH and PO4 to try and gauge whats going on? Whats the percentage of patients undergoing Bone biopsy at your centre? #NephJC


@batman_2030

3 days ago

RT @edgarvlermamd: Vitamin D analogs #CKDMBD #Nephpearls #NephSecrets #NephJC <https://t.co/ZX6NzjY6nW>


Joel Topf, MD FACP @kidney_boy

3 days ago

@NephJC Similarly, I don't love acute MI with all of our dialysis patients running around with "positive troponins" a bit of chest pain and bang it's another NSTEMI #NephJC


Annabel Biruete @anniebelch

3 days ago

@Nephro_Sparks @JamesNovakNeph @NephJC Is burosumab going to be tested in CKD? #NephJC


Nephrology Jrnl Club @NephJC

3 days ago

T2a – Results: 976 patients were randomized and 964 were included in analysis (488 in the intervention group and 476 in the control group). There was significant dropout in both the intervention and control groups. #NephJC <https://t.co/oWrGUwDTQF>


Sri Lekha Tummalapalli, MD, MBA @LTummalapalli

3 days ago

@Nephro_Sparks Haha. I am still a believer in pleiotropic effects of statins. Your labmates agree 🐼🐼🐼 #NephJC


James Novak @JamesNovakNeph

3 days ago

@NephJC @DrRaymondHsu @divyaa24 @ssfarouk @dr_nikhilshah Round down to 0%. #NephJC


Michelle Rheault @rheault_m

3 days ago

@NephJC @DrRaymondHsu @JamesNovakNeph @divyaa24 @ssfarouk @dr_nikhilshah Bone biopsy? 0% #NephJC



Swapnil Hiremath, MD, MPH @hswapnil

3 days ago

@kidney_boy @NephJC Good point - since trial open label (though blinded endpoints FWIW) #nephjc



Edgar V. Lerma @edgarvlermamd

3 days ago

Vitamin D related outcomes most relevant to #CKDMBD Guidelines ca. 2018 #Nephpearls #NephJC <https://t.co/XLHBNSvWg9> <https://t.co/5k8yUjWOBz>



Matt Sparks @Nephro_Sparks

3 days ago

@NephJC I kind of like the simplicity of it. also that no SHPTH. pretty much showing no pleiotropy. #NephJC



Nimra Sarfaraz @DrNimraS

3 days ago

RT @edgarvlermamd: Vitamin D 101 from @RenalFellowNtwk #Nephpearls #CKDMBD #NephJC <https://t.co/JXARB4h3PH> <https://t.co/uJIQnaUYzK>



Swapnil Hiremath, MD, MPH @hswapnil

3 days ago

RT @NephJC: T2a – Results: 976 patients were randomized and 964 were included in analysis (488 in the intervention group and 476 in the con...



Sarah Melville @sarahkmels

3 days ago

RT @edgarvlermamd: Vitamin D 101 from @RenalFellowNtwk #Nephpearls #CKDMBD #NephJC <https://t.co/JXARB4h3PH> <https://t.co/uJIQnaUYzK>



Divya Bajpai @divyaa24

3 days ago

Have found Alk Phos helpful in some pts, to complete the picture. Any ideas of how to use these in pediatric population with a growing skeleton producing lots of ALP? #NephJC



Nephrology Jrnl Club @NephJC

3 days ago

T2b: Let's take a closer look at the patients recruited. Median Age 65 yrs, Most patients receiving calcium containing po4 binders and 5-6 % patients on Cinacalcet in each group.~ 30% were on furosemide (so presumably had residual function) #NephJC <https://t.co/Y8tokEV4kA>



Joel Topf, MD FACP @kidney_boy

3 days ago

@divyaa24 A land filled with positive retrospective trials and negative RCTs. #NephJC



Nephrology Jrnl Club @NephJC

3 days ago

@Rasheeda_HallMD Good point! We'll get to it soon! #NephJC



James Novak @JamesNovakNeph

3 days ago

@hswapnil @anniebelch @NephJC @RichardHaynes3 I'm on the fence. Need to see clinical trial data with a specific inhibitor. #NephJC



Sarah Melville @sarahkmels

3 days ago

RT @hswapnil: #NephJC <https://t.co/jiLFENSBuh>



Carmen A. Peralta @Peralta_KHRC

3 days ago

Hi #NephJC if your patient has trouble even paying for copays of meds where evidence is solid (ie. ARB), would you tell them to spend \$ on vit D (any kind?)



Natasha N. Dave @NatashaNDave

3 days ago

Natasha from @BCMKidneyHealth checking in late for #NephJC no COI, will be lurking 🙈



Swapnil Hiremath, MD, MPH @hswapnil

3 days ago

RT @NephJC: T2b: Let's take a closer look at the patients recruited. Median Age 65 yrs, Most patients receiving calcium containing po4 bind...



Krishna K Agrawal @agrawalkris

3 days ago

Is there a role for testing 1,25 vitamin d rather 25 d along with PTH and calcium. @NephJC , #NephJC



Divya Bajpai IN @divyaa24

3 days ago

@NephJC @DrRaymondHsu @JamesNovakNeph @ssfouk @dr_nikhilshah seen only 2 in last 5 years spent in nephrology #NephJC



Jay Koyner @jaykoyner

3 days ago

jay koyner - nephrologist, chicago - no relevant COI - just lurking tonight #nephjc

**Gates Colbert, MD @DoctorGates**

3 days ago

@NephJC Lots of dropout, but almost everyone accounted for in the end 98%. Why everyone quit playing? #NephJC

**Krystahl Andújar, MD @Krystahllopathy**

3 days ago

@NephJC @DrRaymondHsu @JamesNovakNeph @divyaa24 @ssfouk
@dr_nikhilshah 0% #NephJC

**Syed Husain @SAHusainMD**

3 days ago

@NephJC and important fairly long average dialysis duration prior to study initiation
#NephJC

**Nikhil Shah @dr_nikhilshah**

3 days ago

@Peralta_KHRC @crickethealth @UCSFNephrology #nephjc with dinner!!
<https://t.co/RH1ujAbvUU>

**Edgar V. Lerma P @edgarvlermamd**

3 days ago

@MarioFunesMD @NephJC Something is missing in this picture #NephJC
#NephSecrets <https://t.co/74n8e7wdYm>

**Divya Bajpai IN @divyaa24**

3 days ago

@NephJC Reason for so much drop outs in control group? #NephJC

**James Novak @JamesNovakNeph**

3 days ago

@agrawalkris @NephJC Only if you're working up hypercalcemia. Compared to
25(OH)D, 1,25(OH)2D has a much shorter half-life and is present at only 1/1000 the
concentration. #NephJC

**Matt Sparks @Nephro_Sparks**

3 days ago

RT @LParkerGregg1: Hi all! I'm Parker Gregg from Dallas. Mostly lurking and trying to
figure out how to use tweeddeck. No COI, #NephJC first...

**Swapnil Hiremath, MD, MPH @hswapnil**

3 days ago

@Peralta_KHRC Agree. Waste of money #nephjc

Nephrology Jrnl Club @NephJC

3 days ago



T2c: The primary outcome occurred in 103 patients (21%) in the intervention group and 85 patients (18%) in the control group (absolute difference, 3% [95% CI, -1.75% to 8.24%]; hazard ratio, 1.25 [95% CI, 0.94-1.67]; P = .13). Surprised? #NephJC
<https://t.co/WcEMJAPdal>

Nimra Sarfaraz @DrNimraS

3 days ago



RT @JamesNovakNeph: @agrawalkris @NephJC Only if you're working up hypercalcemia. Compared to 25(OH)D, 1,25(OH)2D has a much shorter half-l...

Ross Morton @signindoc

3 days ago



@NephJC @DrRaymondHsu @JamesNovakNeph @divyaa24 @ssfouk
@dr_nikhilshah <https://t.co/qUw81DXNad> suggests this might be the way to go.
#NephJC

Steven Coca @scoca1

3 days ago



@LTummalapalli @Nephro_Sparks I think it's ok to handwave some pleiotropy for meds that actually work for improving clinical outcomes in multiple RCTs (statins, SGLT2i) Otherwise ☐☐☐ #NephJC

Swapnil Hiremath, MD, MPH @hswapnil

3 days ago



@JamesNovakNeph @agrawalkris @NephJC Agree And expensive We rarely check
#NephJC

Divya Bajpai IN @divyaa24

3 days ago



@Peralta_KHRC Also increasing pill burden in already overburdened pts. both psychologically and financially #NephJC

Nephrology Jrnl Club @NephJC

3 days ago



@divyaa24 Lot of them received VDRA's / Active Vitamin D to control PTH, and if these were contd for > 12 weeks they were considered drop outs #NephJC

Krystahl Andújar, MD @Krystahllopathy

3 days ago



RT @JamesNovakNeph: @agrawalkris @NephJC Only if you're working up hypercalcemia. Compared to 25(OH)D, 1,25(OH)2D has a much shorter half-l...

Nephrology Jrnl Club @NephJC

3 days ago



T2d: There was no significant difference between the intervention and control group in the secondary outcome of all-cause death (18.2% vs 16.8%, respectively; hazard ratio, 1.12 [95% CI, 0.83- 1.52]; P = .46) #NephJC <https://t.co/sGyZh3tUPG>

Swapnil Hiremath, MD, MPH @hswapnil

3 days ago



RT @SAHusainMD: @NephJC and important fairly long average dialysis duration prior to study initiation #NephJC

Matt Sparks @Nephro_Sparks

3 days ago



@NephJC Ughh. well, those curves going wrong way. #NephJC

Nephrology Jrnl Club @NephJC

3 days ago



RT @SAHusainMD: @NephJC and important fairly long average dialysis duration prior to study initiation #NephJC

Sarah Melville @sarahkmels

3 days ago



RT @edgarvlermamd: Vitamin D related outcomes most relevant to #CKDMBD Guidelines ca. 2018 #Nephpearls #NephJC <https://t.co/XLHBNSvWg9...>

Swapnil Hiremath, MD, MPH @hswapnil

3 days ago



@divyaa24 @NephJC Started on a VDRA #NephJC

Swapnil Hiremath, MD, MPH @hswapnil

3 days ago



RT @NephJC: T2c: The primary outcome occurred in 103 patients (21%) in the intervention group and 85 patients (18%) in the control group (a...

L. Parker Gregg @LParkerGregg1

3 days ago



@NephJC @DrRaymondHsu @JamesNovakNeph @divyaa24 @ssfouk
@dr_nikhilshah I don't know how I would go about getting a bone biopsy done even if I wanted one. Haven't seen it done yet. #NephJC

Joel Topf, MD FACP @kidney_boy

3 days ago



@DoctorGates @NephJC likely PTH went up in the control group and down in the alfacaldol group #NephJC



Matt Sparks @Nephro_Sparks

3 days ago

@NephJC need to put that as 1 to 0 on the y axis and put an inlet for the blow up.
#NephJC #JDAVID



Swapnil Hiremath, MD, MPH @hswapnil

3 days ago

RT @NephJC: T2d: There was no significant difference between the intervention and control group in the secondary outcome of all-cause death...



Juan Manuel Hernandez @JuanmaHernande

3 days ago

RT @edgarvlermamd: Vitamin D analogs #CKDMBD #Nephpearls #NephSecrets
#NephJC <https://t.co/ZX6NzjY6nW>



James Novak @JamesNovakNeph

3 days ago

@Peralta_KHRC Good point. Even if they can afford the D, is it worth adding medication #23 to a regimen they already have trouble remembering? I'm in favor of giving as many medications as possible IV during dialysis to improve adherence. The Bundle, however, has other ideas... #NephJC



Joel Topf, MD FACP @kidney_boy

3 days ago

RT @scoca1: @LTummalapalli @Nephro_Sparks I think it's ok to handwave some pleiotropy for meds that actually work for improving clinical ou...



Divya Bajpai IN @divyaa24

3 days ago

@SAHusainMD @NephJC Yes and thats a good thing for study looking at CV end points #NephJC



B. Wagner, M.D. @Wagner_Nephro

3 days ago

RT @JamesNovakNeph: @Peralta_KHRC Good point. Even if they can afford the D, is it worth adding medication #23 to a regimen they already ha...



Nephrology Jrnl Club @NephJC

3 days ago

T2e: The table summarizes the composite and individual cardiovascular events that occurred. The number of SAEs was similar between the groups. #NephJC
<https://t.co/u8CKo8JuYu>

**Matt Sparks** @Nephro_Sparks

3 days ago

@scoca1 @LTummalapalli pleiotropy gets the grants and the papers. But after it is defined... it is no longer pleiotropy... it is a real effect that is targeted #NephJC

**Dr Narayanan** @dr_narayanan

3 days ago

RT @edgarvlermamd: Vitamin D analogs #CKDMBD #Nephpearls #NephSecrets #NephJC <https://t.co/ZX6NzjY6nW>

**Sarah Melville** @sarahkmels

3 days ago

RT @signindoc: @NephJC @DrRaymondHsu @JamesNovakNeph @divyaa24 @ssfouk @dr_nikhilshah <https://t.co/qUw81DXNad> suggests this might be the...

**Beje Thomas** @bthomas215

3 days ago

Beje Thomas no COI nephrologist DC #nephjc

**Raymond Hsu** @DrRaymondHsu

3 days ago

@LParkerGregg1 @NephJC @JamesNovakNeph @divyaa24 @ssfouk @dr_nikhilshah We ask the orthoped to get a sample if going to OR for surgery anyway. Totally just academic. Problem also not sure if bone pathologists routinely look at bone turnover disease; more experienced at malignancies. #nephjc

**James Novak** @JamesNovakNeph

3 days ago

@LTummalapalli The Institute of Medicine #IOM wasn't too impressed with the evidence for vitamin D pleiotropy when they published their guidelines. #NephJC

**Matt Sparks** @Nephro_Sparks

3 days ago

@scoca1 @LTummalapalli books are written about the VitD pleiotropy. #NephJC lets get these effects sorted and target something that works.

**Jefferson T.** @TRIOZZIJL

3 days ago

@NephJC Are the plots separating over time? Eyes may be playing tricks on me. Wonder what would be seen if followed longer after randomization. #NephJC

**Annabel Biruete** @annibelch

3 days ago

@divyaa24 @SAHusainMD @NephJC That BMI! Definitely not comparable to the US 😊 #NephJC



Mohamed E. Elrggal @M_Elraggal

3 days ago


@Nephro_Sparks @NephJC Is it hyperCa, vascular calcifications ?! #NephJC



L. Parker Gregg @LParkerGregg1

3 days ago

@Nephro_Sparks @scoca1 @LTummalapalli Wait please tell me how to get grants and papers...I need to know the secrets #NephJC



Brandi Wynne @brandimwynne

3 days ago

@Nephro_Sparks @NephJC Even lurkers can agree on this figure... #NephJC



Nephrology Jrnl Club @NephJC

3 days ago

T2f: What happened to calcium, PO4 and PTH during the trial? Since this was an open label a lot of changes were made, as can be seen here: #nephJC
<https://t.co/Ow4kYe5IWP>



Nephrology Jrnl Club @NephJC

3 days ago

@DrRaymondHsu @LParkerGregg1 @JamesNovakNeph @divyaa24 @ssfouk
@dr_nikhilshah correct me if i am wrong. Dont you need 2 biopsies to document low turnover. (to look for tetracycline binding over 2 weeks!) Single biopsy will only inform on Volume and mineralisation. Never done or seen one in my short career. #NephJC



Rasheeda Hall @Rasheeda_HallMD

3 days ago

these confidence intervals do not rule out potential harm #NephJC



Nephrology Jrnl Club @NephJC

3 days ago


T2f: One might wonder why the biochemical parameters did not change despite a drug versus no drug comparison? The answer is seen below: #NephJC
<https://t.co/zcMLL6W5gl>



Nephrology Jrnl Club @NephJC

3 days ago

RT @Nephro_Sparks: @scoca1 @LTummalapalli books are written about the VitD pleiotropy. #NephJC lets get these effects sorted and target som...



Brandi Wynne @brandimwynne

3 days ago

@LParkerGregg1 Welcome! #NephJC

**Swapnil Hiremath, MD, MPH @hswapnil**

3 days ago

RT @NephJC: T2f: What happened to calcium, PO4 and PTH during the trial? Since this was an open label a lot of changes were made, as can be...

**Krystahl Andújar, MD @Krystahllopathy**


3 days ago

@NephJC Increased risk for hypercalcemia and vascular calcifications? #NephJC

**Matt Sparks @Nephro_Sparks**

3 days ago

@Rasheeda_HallMD totally agree. #nephjc

**B. Wagner, M.D. @Wagner_Nephro**

3 days ago

LANTHANUM! <https://t.co/9NkGscf17u> #NephJC

**Joel Topf, MD FACP @kidney_boy**

3 days ago

When are we talking about the power analysis because this is a massively underpowered trial even before the cross over. They thought they needed 1600 and they had less than a 1000. #NephJC

**Nephrology Jrnl Club @NephJC**

3 days ago

@M_Elraggal @Nephro_Sparks Being an open label study, they managed to maintain similar biochemical parameters in both groups. #NephJC. Not sure if hypercalcemia contributed to the apparent harm(nonsignificant) in this study

**Humberto Alvarez, MD @halvarezl**

3 days ago

RT @edgarvlermamd: Vitamin D supplementation in Stages 3-4 CKD Update ca. 2018
 ✦ 25(OH)D < 15 should be treated irrespective of PTH ✦ 25(...

**James Novak @JamesNovakNeph**

3 days ago

@gautamphadke @rheault_m @NephJC @DrRaymondHsu @divyaa24 @ssfaraouk @dr_nikhilshah I'm embarrassed to admit that we actually have an endocrinologist on site who does bone biopsies, but we still never have them done. I think it might be difficult to translate the result into a therapeutic plan, especially in cases with both high and low turnover bone Dz. #NephJC



Divya Bajpai IN @divyaa24

3 days ago

@NephJC I am truly worried about pts with low PTH getting so much vit D, ca carbonate and lanthanum #NephJC



Sarah Melville @sarahkmels

3 days ago

RT @Wagner_Nephro: LANTHANUM! <https://t.co/9NkGscf17u> #NephJC
<https://t.co/C8YoUaVWoC>



Ross Morton @signindoc

3 days ago

@NephJC @DrRaymondHsu @LParkerGregg1 @JamesNovakNeph @divyaa24 @ssfaraouk @dr_nikhilshah Giving the tetracycline 2 weeks apart leaves 2 deposits on the bone: the distance between the deposits indicates bone laid down during that time. #NephJC



Swapnil Hiremath, MD, MPH @hswapnil

3 days ago

RT @NephJC: T2f: One might wonder why the biochemical parameters did not change despite a drug versus no drug comparison? The answer is see...



B. Wagner, M.D. @Wagner_Nephro

3 days ago

RT @divyaa24: @NephJC I am truly worried about pts with low PTH getting so much vit D, ca carbonate and lanthanum #NephJC



Raymond Hsu @DrRaymondHsu

3 days ago

@kidney_boy the sample size is based on 20% risk reduction. #ambitious. based on minimal prelim data from what i could tell. #nephjc



Joel Topf, MD FACP @kidney_boy

3 days ago

@NephJC same thing was seen in EVOLVE. If you want to study CKD-MBD you can't just study a drug, you need to study a biochemical profile strategy (low Ca or low PTH or both) because there are so many tools to move the numbers around #NephJC



Rasheeda Hall @Rasheeda_HallMD

3 days ago

@kidney_boy I wonder what the incentives for participation in the study may have been? #nephjc



Matt Sparks @Nephro_Sparks
if you can't get to sleep tonight #nephjc

3 days ago



Nephrology Jrnl Club @NephJC
T3a: The trial showed that in patients without secondary hyperparathyroidism receiving maintenance hemodialysis, oral alfacalcidol compared with usual care DID NOT reduce the risk of significant cardiovascular events. #NephJC

3 days ago



Matt Sparks @Nephro_Sparks
If you can't get to sleep tonight --> The pleiotropic actions of vitamin D.
<https://t.co/U5uVSfdM0L> #nephjc

3 days ago



James Novak @JamesNovakNeph
@divyaa24 @NephJC There is evidence that calcium loading can worsen vascular calcification. Especially in patients with adynamic disease, the Ca has nowhere else to go but into the arterial media. #NephJC

3 days ago



Kamel Hatahet @kamel_hatahet
RT @edgarvlermamd: Vitamin D supplementation in Stages 3-4 CKD Update ca. 2018
✦ 25(OH)D < 15 should be treated irrespective of PTH ✦ 25(...

3 days ago



Divya Bajpai IN @divyaa24
@JamesNovakNeph @NephJC And there is more evidence for this than for pleiotropic effects and CV reduction with vit D #NephJC

3 days ago



Nephrology Jrnl Club @NephJC
T3b The study has a signal of potential harm rather than benefit of VDRA in patients without elevated serum intact PTH levels. The occurrence of stroke was twice as high in the intervention group than the control group (28 vs 14). #NephJC

3 days ago



Dr SC Tiwari @Sctiwari15
RT @sidsdoc: excellent initiative. #NephJC <https://t.co/YQLwSVulpj>

3 days ago



Matt Sparks @Nephro_Sparks

3 days ago

@JamesNovakNeph @divyaa24 @NephJC I worry about a certain company making a binder that starts with a S and end with an R pushes this argument. #NephJC... need a study to show benefit first



Joel Topf, MD FACP @kidney_boy

3 days ago

@DrRaymondHsu no, that was the original plan, the actual plan was 30% reduction #NephJC #IMustBeTakingCrazyPills <https://t.co/TTtpEOQjxc>



Nimra Sarfaraz @DrNimraS

3 days ago

RT @JamesNovakNeph: @divyaa24 @NephJC There is evidence that calcium loading can worsen vascular calcification. Especially in patients with...



Mario Funes MD @MarioFunesMD

3 days ago

@Krystahllopathy @NephJC Difference in cardiovascular events in intervention group. #NephJC <https://t.co/cZBUX49LHM>



Nephrology Jrnl Club @NephJC

3 days ago

T3c What do you think of the trial, the results? There were some significant limitations – Underpowered Trial Unblinded Study Contamination of study groups Caution in extrapolating to non Japanese pts Study data can't be extrapolated to pts with true SHPT #NephJC



Dr SC Tiwari @Sctiwari15

3 days ago

RT @divyaa24: @NephJC We use vit D very cautiously only if PTH > 9 times normal AND RISING. Cvs risk reduction needs more probing, not an...



Raymond Hsu @DrRaymondHsu

3 days ago

@Nephro_Sparks @scoca1 @LTummalapalli searched "pleiotropic" in NIH reporter - so many studies! LOL #nephjc



James Novak @JamesNovakNeph

3 days ago

@Nephro_Sparks @divyaa24 @NephJC Geoffrey Block's study from 15 years ago showed this, although DCOR ultimately showed no difference in outcomes between sevelamer and Ca-based binders (problematic study, though). #NephJC

**Bhavnish @Buck1486**

3 days ago

@NephJC #nephjc Wonder how many patients would have developed calcific uremic arteriopathy if this study went on for > 48 months.

**B. Wagner, M.D. @Wagner_Nephro**

3 days ago

RT @Buck1486: @NephJC #nephjc Wonder how many patients would have developed calcific uremic arteriopathy if this study went on for > 48 m...

**Nephrology Jrnl Club @NephJC**

3 days ago

RT @Buck1486: @NephJC #nephjc Wonder how many patients would have developed calcific uremic arteriopathy if this study went on for > 48 m...

**Rasheeda Hall @Rasheeda_HallMD**

3 days ago

that pretty much sums it up #NephJC

**Mohamed E. Elrggal @M_Elraggal**

3 days ago

@Nephro_Sparks @JamesNovakNeph @divyaa24 @NephJC It is not S and R here in Egypt, it is M and A #NephJC

**Swapnil Hiremath, MD, MPH @hswapnil**

3 days ago

RT @kidney_boy: @NephJC same thing was seen in EVOLVE. If you want to study CKD-MBD you can't just study a drug, you need to study a bioche...

**Matt Sparks @Nephro_Sparks**

3 days ago

@JamesNovakNeph @divyaa24 @NephJC I recall @virtualpun presenting at JC #NephJC funded by the S---R company

**Syed Husain @SAHusainMD**

3 days ago

@scoca1 @kidney_boy @DrRaymondHsu exactly, especially when participants already have 5 years dialysis exposure-- have already accumulated so much risk #NephJC

**Nephrology Jrnl Club @NephJC**

3 days ago

T3d: This was not a trial of different PTH targets, it was a trial of alfacalcidol versus placebo (most of whom did receive another VDRA) at PTH levels where most of us would not use either active vitamin D or a VDRA. #NephJC



Swapnil Hiremath, MD, MPH @hswapnil

3 days ago

RT @NephJC: T3b The study has a signal of potential harm rather than benefit of VDRA in patients without elevated serum intact PTH levels....



Krystahl Andújar, MD @Krystahllopathy

3 days ago

@MarioFunesMD @NephJC I keep looking at that increase in stroke risk in the intervention group! #NephJC



Ross Morton @signindoc

3 days ago

@NephJC Adds more to the Vitamin D-ud than the Vitamin D-light side of the argument. Yet in my bones I believe in vitamin D for more than rickets and osteomalacia. #NephJC



Divya Bajpai IN @divyaa24

3 days ago

Are there any pediatric nephrologists around? Any views of how to treat these abnormalities in kids? gets very confusing but there might be a place for Vit D there #NephJC



Annabel Biruete @annielbelch

3 days ago

@Nephro_Sparks @JamesNovakNeph @divyaa24 @NephJC I think any non-calcium-based binder could make that argument #NephJC



Swapnil Hiremath, MD, MPH @hswapnil

3 days ago

@Buck1486 @NephJC Likely still very low...#NephJc



Joel Topf, MD FACP @kidney_boy

3 days ago

@NephJC In these studies the doctors target the same guideline generated biochemical goals and these are just opinion/expert consensus. This biochemical convergence narrows the ability to see any differences between the groups and generate ebb goals #Catch22 #NephJC



Rasheeda Hall @Rasheeda_HallMD

3 days ago

I think we found that Ca+ bath typically is higher in Japan than US. someone can fact check.. #nephjc



Raymond Hsu @DrRaymondHsu
thank u, next (vitamin D/agonist study?) #nephjc

3 days ago



Matt Sparks @Nephro_Sparks
@LTummalapalli A very novel and pleiotropic effect found #NephJC

3 days ago



Matt Sparks @Nephro_Sparks
@annibelch @JamesNovakNeph @divyaa24 @NephJC and they do #NephJC

3 days ago



Nephrology Jrnl Club @NephJC
T3e What does this trial truly show? VDRA's have been promoted for improving cardiovascular health, immune function and other pleiotropic effects. This study does not support this practice. 1/2 #NephJC

3 days ago



Cathy Quinlan @KidneyCathy
RT @NephJC: T3d: This was not a trial of different PTH targets, it was a trial of alfacalcidol versus placebo (most of whom did receive ano...

3 days ago



Swapnil Hiremath, MD, MPH @hswapnil
RT @signindoc: @NephJC Adds more to the Vitamin D-ud than the Vitamin D-light side of the argument. Yet in my bones I believe in vitamin D...

3 days ago



Swapnil Hiremath, MD, MPH @hswapnil
QFT And #NephJC

3 days ago



Nephrology Jrnl Club @NephJC
Most of us have expressed the fear of promoting adynamic bone disease by over suppression of PTH which would subsequently increase risk of vascular calcification & adverse cardiovascular outcomes. But no such adverse effect was seen in this study 2/2 #NephJC

3 days ago



Ross Morton @signindoc
@hswapnil True that #NephJC

3 days ago



Divya Bajpai IN @divyaa24

3 days ago

@KidneyCathy what are your PTH targets in Kids? when do u give phosphate binders? #NephJC



Nephrology Jrnl Club @NephJC

3 days ago

T3f: Does this study change your practice? Do you, or will you, treat your CKD-D patients with VDRA in the setting of normal PTH to address CV risk? #NephJC



James Novak @JamesNovakNeph

3 days ago

@anniebelch @Nephro_Sparks @divyaa24 @NephJC They do. I'm starting to believe it, although it hasn't changed my practice. There are a number of small trials that have accumulated over the years showing less vascular calcification and lower mortality with non-calcium binders. Not ironclad evidence. #NephJC



Nephrology Jrnl Club @NephJC

3 days ago

So what caused increased CV events, though statistically insignificant, in the intervention grp? Pleotropic harmful effect of Vit D?!! #NephJC



Mohamed E. Elrggal @M_Elraggal

3 days ago

@NephJC Absolutely not, #NephJC



Joel Topf, MD FACP @kidney_boy

3 days ago

@scoa1 @DrRaymondHsu repeat that with 20% too. Let's shoot for 10-15% changes. #NephJC



Matt Sparks @Nephro_Sparks

3 days ago

@NephJC Don't do it currently and this study certainly shows no benefit. There are long argument that you need to treat CKDMB before overt. but currently no evidence to say we should #NephJC



James Novak @JamesNovakNeph

3 days ago

@NephJC I don't know that the trial was long enough to rule out long-term adverse events. #NephJC



Beje Thomas @bthomas215

3 days ago

Interesting to note less invasive cardiac interventions in the control group #nephjc



Jefferson T. @TRIOZZIJL

2 days ago

@Krystahllopathy @MarioFunesMD @NephJC Especially in under-powered study #type2error #NephJC



Nephrology Jrnl Club @NephJC

2 days ago

T3g: Does this open the door for a trial of active vitamin D, or a VDRA at higher levels of PTH? Do we need a trial of differing PTH targets (using calcimimetics or VDRA and other drugs to achieve the PTH)? Can we isolate the drug effect from any PTH effect? #NephJC



Rasheeda Hall @Rasheeda_HallMD

2 days ago

RT @M_Elraggal: @NephJC Absolutely not, #NephJC



Matt Sparks @Nephro_Sparks

2 days ago

So... I said I would lurk and what do you know. Tweeted a storm. Going to pack now. and watch basketball. #NephJC oh... and please stop baclofen in CKD... thank you and good night



Swapnil Hiremath, MD, MPH @hswapnil

2 days ago

@JamesNovakNeph @NephJC Agree. No benefit, harm not ruled out Let's stop using Vit D/VDRA if used in such populations #NephJC



Mario Funes MD @MarioFunesMD

2 days ago

@TRIOZZIJL @Krystahllopathy @NephJC Yes indeed @TRIOZZIJL #NephJC



Joel Topf, MD FACP @kidney_boy

2 days ago

@JamesNovakNeph @NephJC 4 years in a hemodialysis cohort is long enough for me. #NephJC



Swapnil Hiremath, MD, MPH @hswapnil

2 days ago

RT @NephJC: T3g: Does this open the door for a trial of active vitamin D, or a VDRA at higher levels of PTH? Do we need a trial of differi...

Nephrology Jrnl Club @NephJC

2 days ago



@JamesNovakNeph This is a genuine doubt - how long would you have wanted the trial to run for? IF/u period was 48 mths. How long does it take to oversuppress PTh causing adynamic bone disease? #NephJC

Swapnil Hiremath, MD, MPH @hswapnil

2 days ago



@Nephro_Sparks @NephJC True - and 4 years as in this study is long enough! #NephJC

Annabel Biruete @anniebelch

2 days ago



@JamesNovakNeph @Nephro_Sparks @divyaa24 @NephJC Maybe the relationship relies on the total calcium intake (diet, supplements, and binders) and if they're are constantly on a positive Ca balance #NephJC

Nephrology Jrnl Club @NephJC

2 days ago



Last few minutes left. What are your take home points? Final thoughts? #NephJC

James Novak @JamesNovakNeph

2 days ago



@hswapnil @NephJC Now, if only we could convince stakeholders (i.e., CMS) to ignore biochemical parameters we don't believe in. #NephJC

Rasheeda Hall @Rasheeda_HallMD

2 days ago



@NephJC Too little cinacalcet:) #nephjc

Matt Sparks @Nephro_Sparks

2 days ago




@anniebelch @JamesNovakNeph @divyaa24 @NephJC they need to do a study and stop theorizing. the S--R and L--M drugs are expensive. #NephJC

Matt Sparks @Nephro_Sparks

2 days ago



The #VitD Chat 98 Participants. January 15th 2019. More #NephJC  here <https://t.co/cAPQg6b96k> via @symplur

Swapnil Hiremath, MD, MPH @hswapnil

2 days ago



RT @JamesNovakNeph: @hswapnil @NephJC Now, if only we could convince stakeholders (i.e., CMS) to ignore biochemical parameters we don't bel...



Sri Lekha Tummalapalli, MD, MBA @LTummalapalli

2 days ago

There is discussion about dropping the calcium metric but adding a phosphorus metric. #NephJC



Joel Topf, MD FACP @kidney_boy

2 days ago

@anniebelch @JamesNovakNeph @Nephro_Sparks @divyaa24 @NephJC did you see the calcium in the dialysate over there. Quite high. Probably explains the low PTH. #NephJC <https://t.co/7yuTEBnBsU>



David Santos @DavidSa37565535

2 days ago

Some patients had more than 2 cardiovascular SAEs. How many in control and intervention group? and what kind of cardiovascular SAE? #nephjc



Nephrology Jrnl Club @NephJC

2 days ago

@Nephro_Sparks @anniebelch @JamesNovakNeph @divyaa24 You couldn't stay away even after saying goodbye!!! Thats love for #NephJC



Matt Sparks @Nephro_Sparks

2 days ago

@hswapnil always gets me #NephJC <https://t.co/nxSLzTSclK>



Swapnil Hiremath, MD, MPH @hswapnil

2 days ago

@LTummalapalli Ugh! Let's wait for the PO4 target trials to be done #NephJC



James Novak @JamesNovakNeph

2 days ago

@NephJC Hard to say without serial bone biopsies, but there's a practical limit to how long a trial can run. #NephJC



Joel Topf, MD FACP @kidney_boy

2 days ago

@LTummalapalli out of the non-evidence* based frying pan into the non-evidence* based fire. #NephJC *and by non-EBM I mean no RCT to show that it makes a difference.



Ross Morton @signindoc

2 days ago

@Nephro_Sparks @anniebelch @JamesNovakNeph @divyaa24 @NephJC Always knew a "rare" earth element such as La would end up being expensive - it's in the name #NephJC



Gates Colbert, MD @DoctorGates

2 days ago

@kidney_boy @annibelch @JamesNovakNeph @Nephro_Sparks @divyaa24
@NephJC ALSO, the majority of patients were on Ca Carb too. #NephJC



Matt Sparks @Nephro_Sparks

2 days ago

thanks to @ssfarouk for moderating and @aakashshingada for summary and VisAb
and tomorrow doing the #EU and #Asia #nephJC I will count the pleiotropy when we
are done



JAMA @JAMA_current

2 days ago

RT @NephJC: Tonight at #NephJC we are discussing the @JAMA_current paper,
"Effect of Oral Alfacalcidol on Clinical Outcomes in Patients Wit...



Nephrology Jrnl Club @NephJC

2 days ago

Wrapping up! Time's up! The hour just flew by! #NephJC



Ross Morton @signindoc

2 days ago

@Nephro_Sparks @ssfarouk @aakashshingada Sounds like a non-traditional way of
doing things #NephJC



Nephrology Jrnl Club @NephJC

2 days ago

Thank you so much for joining us tonight! Your contributions are what makes #NephJC
fun and informative



Nephrology Jrnl Club @NephJC

2 days ago

If you haven't, please sign up for our weekly newsletter <https://t.co/5aumn8qL85>
#NephJC



Nephrology Jrnl Club @NephJC

2 days ago

For 2019, team NephJC is excited to announce the addition of a third chat focused on
people in Asia. Join me again for the First Asian Version of NephJC today at 9pm
Indian Time. #NephJC



Joel Topf, MD FACP @kidney_boy

2 days ago

What a great #NephJC. Thanks everyone!

**Nimra Sarfaraz @DrNimraS**

2 days ago

@Nephro_Sparks @ssfarouk @aakashshingada good job guys! #NephJC

**Divya Bajpai IN @divyaa24**

2 days ago

@NephJC Great Chat! Good to have RCT in CKDMBD even if its negative #NephJC

**Cynthia Peachy Dory @Ab_Synthia2**

2 days ago

RT @NephJC: Tonight at #NephJC we are discussing the @JAMA_current paper, "Effect of Oral Alfacalcidol on Clinical Outcomes in Patients Wit...

**Krystahl Andújar, MD @Krystahllopathy**

2 days ago

What a treat, glad to have been able to join in tonight! #NephJC

**Mario Funes MD @MarioFunesMD**

2 days ago

@DrNimraS @Nephro_Sparks @ssfarouk @aakashshingada Great one! Thank you guys! Good night everyone! #NephJC

**Nephrology Jrnl Club @NephJC**

2 days ago

Would you like to have some #NephJC swag? Order it here <https://t.co/eTUrZYjJeY>
<https://t.co/djec3ejQZ0>

**Bhavnish @Buck1486**

2 days ago

@NephJC Discussing Medicine with Tool playing in the background is always fun. #NephJC. Thank you. Looking forward to next session.

**Swapnil Hiremath, MD, MPH @hswapnil**


2 days ago

RT @NephJC: If you haven't, please sign up for our weekly newsletter
<https://t.co/5aumn8qL85> #NephJC

**Ross Morton @signindoc**

2 days ago

Great stuff tonight - thank you to all #NephJC

**JCMO @marquezjuanc**

2 days ago

RT @NephJC: Tonight at #NephJC we are discussing the @JAMA_current paper, "Effect of Oral Alfacalcidol on Clinical Outcomes in Patients Wit..."



Annabel Biruete □□ @annibelch

2 days ago

@DrNimraS @Nephro_Sparks @ssfarouk @aakashshingada Thank you! #NephJC



Divya Bajpai IN @divyaa24

2 days ago

@rheault_m @KidneyCathy And how regularly you do vit D levels? Do u give Vit D only if levels are low? #NephJC



Swapnil Hiremath, MD, MPH @hswapnil

2 days ago

Nice job @aakashshingada doing summary, #VisualAbstract and hosting! The #NephJC trifecta



Sarah Melville @sarahkmels

2 days ago

Thank you for the summary & interesting discussion #NephJC



Divya Bajpai IN @divyaa24

2 days ago

#NephJC



Divya Bajpai IN @divyaa24

2 days ago

#NephJC



Divya Bajpai IN @divyaa24

2 days ago

#NephJC



Matt Sparks @Nephro_Sparks

2 days ago

@Rasheeda_HallMD @DukeKidney Nice job @Rasheeda_HallMD 🙌 #NephJC
<https://t.co/UVIWuPnEjO>



Joel Topf, MD FACP @kidney_boy

2 days ago

RT @hswapnil: Nice job @aakashshingada doing summary, #VisualAbstract and hosting! The #NephJC trifecta



Sarah Melville @sarahkmels


2 days ago

RT @Nephro_Sparks: @Rasheeda_HallMD @DukeKidney Nice job @Rasheeda_HallMD 🙌 #NephJC
<https://t.co/UVIWuPnEjO>



Aakash Shingada @aakashshingada


2 days ago

The numbers: 352 Tweets. 57 Participants. 9pm-10pm est January 15th 2019. More #NephJC  here <https://t.co/8c2OFuPlqu> via @symplur



Swapnil Hiremath, MD, MPH @hswapnil


2 days ago

RT @Nephro_Sparks: @Rasheeda_HallMD @DukeKidney Nice job @Rasheeda_HallMD  #NephJC <https://t.co/UVIWuPnEjO>



Sarah Melville @sarahkmels

2 days ago

RT @aakashshingada: The numbers: 352 Tweets. 57 Participants. 9pm-10pm est January 15th 2019. More #NephJC  here <https://t.co/8c2OFuPlqu> v...



Aakash Shingada @aakashshingada

2 days ago

@hswapnil Thank you. Major credit to you and @kidney_boy for the summary! #NephJC



Swapnil Hiremath, MD, MPH @hswapnil

2 days ago

RT @NephJC: For 2019, team NephJC is excited to announce the addition of a third chat focused on people in Asia. Join me again for the Firs...



Matt Sparks @Nephro_Sparks

2 days ago

@aakashshingada @ssfouk Then thank you again @aakashshingada #NephJC



Alex M  @NephroGuy

2 days ago

RT @JamesNovakNeph: @NephJC In fact, now that I'm getting warmed up, EVOLVE didn't show any CVD benefit of cinacalcet, either. Nor have the...



Diana Mina @DiMiRenalMD


2 days ago

RT @NephJC: Would you like to have some #NephJC swag? Order it here <https://t.co/eTUZYjJeY> <https://t.co/djec3ejQZ0>



Renal Fellow Network @RenalFellowNtwk

2 days ago

RT @edgarvlermamd: Vitamin D 101 from @RenalFellowNtwk #Nephpearls #CKDMBD #NephJC  <https://t.co/JXARB4h3PH> <https://t.co/uJIQnaUYzK>



🎹 | PIANO..🎵 @pianiste13

2 days ago

RT @edgarvlermamd: GOLDFARB: Don't screen for Vitamin D unless BMD is low
CKD #AUA17 us #Nephpearls #NephJC <https://t.co/kwDzKqmAnx>

Showing 1 to 412 of 412 entries

 #NephJC content from Twitter.

Free Custom Analytics and Transcripts for #NephJC

90,000 Tweets

Symplur has over 90,000 #NephJC tweets going back to April 2014.

Get unrestricted access to all conversations with **Symplur Signals**.

©2019 Symplur LLC – Connecting the dots in healthcare social media