



#NephJC Transcript


Healthcare social media transcript of the #NephJC hashtag.


Wed, January 16th 2019, 9:30AM – Wed, January 16th 2019, 12:30PM (America/Toronto).


See #NephJC Influencers/Analytics.


 **Nephrology Jrnl Club** @NephJC 2 days ago
 What proportion of your Dialysis patients are on Active Vitamin D or VDRA #NephJC
 @arvindcanchi @vjha126 @LangoteAmit @MayuriTrivedi80 @Nair_Sanj
 @gag_aggarwal @VijayKher8 @aakashshingada @divyaa24


 **Aakash Shingada** @aakashshingada 2 days ago
 RT @NephJC: What proportion of your Dialysis patients are on Active Vitamin D or
 VDRA #NephJC @arvindcanchi @vjha126 @LangoteAmit @MayuriT...

 **Joel Topf, MD FACP** @kidney_boy 2 days ago
 The first Indian #NephJC starts in one hour!

 **Dr Mukesh Rulaniya** @RulaniyaDr 2 days ago
 RT @kidney_boy: The first Indian #NephJC starts in one hour!

 **Carlo Alfieri** @carlo_alfieri 2 days ago
 Answer to this survey by @NephJC : remember the journal club of this evening!
 #nephjc #ckd ASNKidney @ERAEDTA @SinReni @Neph_Sim

 **MrPQRST** @Marsshm3ll0 2 days ago
 RT @kidney_boy: The first Indian #NephJC starts in one hour!

 **Arvind Canchi** 🇮🇳 @arvindcanchi 2 days ago
 RT @NephJC: What proportion of your Dialysis patients are on Active Vitamin D or
 VDRA #NephJC @arvindcanchi @vjha126 @LangoteAmit @MayuriT...

Nephrology Jrnl Club @NephJC

2 days ago



Less than an hour to go. stay tuned! Since we have some time – some background on use of Vitamin D in CKD patients – These are the current KDIGO (2017) guidelines on use of active Vit D/ VDRAs #NephJC 1/n <https://t.co/ZiZM37QupH>

Nephrology Jrnl Club @NephJC

2 days ago



RT @carlo_alfieri: Answer to this survey by @NephJC : remember the journal club of this evening! #nephjc #ckd ASNKidney @ERAEDTA @SinReni @...

Aakash Shingada @aakashshingada

2 days ago



First #AsianNephJC beginning shortly! Super excited to host it! Can't wait! #NephJC Make sure you add the hashtag #NephJC in each tweet and reply else we won't be able see you! <https://t.co/Memmysu5vP>

Nephrology Jrnl Club @NephJC

2 days ago



RT @aakashshingada: First #AsianNephJC beginning shortly! Super excited to host it! Can't wait! #NephJC Make sure you add the hashtag #Nep...

Divya Bajpai 🇮🇳 @divyaa24

2 days ago



30 mins to go! Finishing my dinner fast before immersing in the #NephJC Asia chat to discuss one of the most controversial topic: Vit D in MHD. <https://t.co/4JOxuykKDE>

Aakash Shingada @aakashshingada

2 days ago



Barely 25 mins to go. Here's a quick recap of how to #NephJC Log on to twitter and search for #NephJC and click on 'Latest' to follow tweets in chronological order 1/n <https://t.co/01WE6nCo5C>

Aakash Shingada @aakashshingada

2 days ago



Tweet away. Dont hesitate! #NephJC <https://t.co/WYUtiCw84h>

Aakash Shingada @aakashshingada

2 days ago



Respect the values of the #NephJC community #Visualabstract credit @stones And most Importantly - ENJOY!!!! <https://t.co/z4p5n1kFBw>

Nephrology Jrnl Club @NephJC

2 days ago



RT @aakashshingada: Respect the values of the #NephJC community #Visualabstract credit @stones And most Importantly - ENJOY!!!! <https://t...>

Nephrology Jrnl Club @NephJC

2 days ago



RT @aakashshingada: Tweet away. Dont hesitate! #NephJC <https://t.co/WYUtiCw84h>

Nephrology Jrnl Club @NephJC

2 days ago



RT @aakashshingada: Barely 25 mins to go. Here's a quick recap of how to #NephJC Log on to twitter and search for #NephJC and click on 'Lat...

Sanjeev Nair @Nair_Sanj

2 days ago



RT @aakashshingada: Barely 25 mins to go. Here's a quick recap of how to #NephJC Log on to twitter and search for #NephJC and click on 'Lat...

Sanjeev Nair @Nair_Sanj

2 days ago



RT @aakashshingada: Respect the values of the #NephJC community #Visualabstract credit @stones And most Importantly - ENJOY!!!! <https://t...>

Nephrology Jrnl Club @NephJC

2 days ago



PRIMO trial – Double Blind Placebo Controlled Trial | Effect of Paricalcitol on LV mass over 48 weeks in CKD 3 & 4 patients – No difference in LVMI change between 2 grps, greater reduction of PTH, risk of Hypercalcemia in paricalcitol grp #NephJC 2/n <https://t.co/MN8Uu1wzkV>

Sanjeev Nair @Nair_Sanj

2 days ago



RT @NephJC: What proportion of your Dialysis patients are on Active Vitamin D or VDRA #NephJC @arvindcanchi @vjha126 @LangoteAmit @MayuriT...

Sanjeev Nair @Nair_Sanj

2 days ago



@NephJC @arvindcanchi @vjha126 @LangoteAmit @MayuriTrivedi80 @gag_aggarwal @VijayKher8 @aakashshingada @divyaa24 Lol... Poll's all over the place right now. #NephJC



Divya Bajpai  @divyaa24

2 days ago

@Nair_Sanj @NephJC @arvindcanchi @vjha126 @LangoteAmit @MayuriTrivedi80 @gag_aggarwal @VijayKher8 @aakashshingada Thats the recipe for a perfect #NephJC



Dr Narayanan @dr_narayanan

2 days ago

RT @NephJC: Hey everyone! We will be starting the #NephJC – Asia exactly 2 hours from now. Go through the video to revise “how to NephJC” E...



Nephrology Jrnl Club @NephJC

2 days ago

OPERA trial - Double blind RCT, Paricalcitol in CKD3-5 pts with LVH. No difference in change in LVMI compared to placebo but significantly reduced PTH #NephJC 3/n <https://t.co/04vAM3Euc0>



Nephrology Jrnl Club @NephJC

2 days ago

Time Flies! We are just 10 minutes out.. don't go anywhere, we will be with you shortly. For first time participants the hour goes by real fast. Try to keep up with fresh tweets on the search page #NephJC <https://t.co/VyoRW78gW0>



Nephrology Jrnl Club @NephJC

2 days ago

@carlo_alfieri @aakashshingada Thank You! its a great experience to participate in 2 chats! ;) #NephJC



Nephrology Jrnl Club @NephJC

2 days ago

Observational data suggest pleotropic benefit of Vitamin D on cardiovascular outcomes, but data from RCT was lacking especially in patients on Hemodialysis. J-DAVID trial set out to attempt & fill this void 4/4 #NephJC



Nephrology Jrnl Club @NephJC

2 days ago

Check out the commentary on this study on the #lastmonthinnephrology blog by @tukaramj @vskeskar One of the best things on Nephro #SoMe is the LMIN blog. Must follow! <https://t.co/1ST9bmwvcq> #NephJC



Aakash Shingada @aakashshingada

2 days ago

Cannot endorse this more! LMIN has played a huge role in my studies over the past one year and is a great means of staying uptodate! #NephJC

**Sanjeev Nair** @Nair_Sanj

2 days ago

RT @NephJC: Check out the commentary on this study on the #lastmonthinnephrology blog by @tukaramj @vskeskar One of the best things on Neph...

**Divya Bajpai**  @divyaa24

2 days ago

5 min to go for #NephJC Asia. Too late to read the article? Dont worry, check out this amazing summary by @aakashshingada <https://t.co/uVTLsf5uRN>

**Sanjeev Nair** @Nair_Sanj

2 days ago

RT @divyaa24: 5 min to go for #NephJC Asia. Too late to read the article? Dont worry, check out this amazing summary by @aakashshingada ht...

**Divya Bajpai**  @divyaa24

2 days ago

@aakashshingada As you join the discussion please introduce yourself and remember to add #NephJC to every tweet. Please feel free to ask for help if needed in joining the chat

**Divya Bajpai**  @divyaa24

2 days ago

Hi, Divya here, Nephrologist from KEM hospital Mumbai. #NSMC faculty. Grateful to #NSMC for making Asian #NephJC a reality Not a big fan of Vit D in CKD. Otherwise No COI. <https://t.co/GlFfGx6KD>

**Nephrology Jrnl Club** @NephJC

2 days ago

Hello everyone. Its 9pm Tuesday. I am Aakash Shingada @aakashshingada, your host for tonight. I am a final year nephrology fellow from New Delhi. No COI. Welcome to #Nephjc

**Aakash Shingada** @aakashshingada

2 days ago

Important background on Vitamin D literature #NephJC <https://t.co/61soTyctRG>

**Krishna K Agrawal** @agrawalkris

2 days ago

Dr. Krishna Kumar Agrawaal, Fellow from Nepal Medical College, Kathmandu. No COI @NephJC #NephJC

Nephrology Jrnl Club @NephJC

2 days ago



Everyone, please introduce yourselves and reveal any relevant conflicts of interest (COI). Don't forget to add the hashtag #NephJC to every tweet if you want to be part of the discussion. We don't want to miss any amazing tweets. #NephJC

Swapnil Hiremath, MD, MPH @hswapnil

2 days ago



RT @NephJC: Hello everyone. Its 9pm Tuesday. I am Aakash Shingada @aakashshingada, your host for tonight. I am a final year nephrology fell...

Mya Htwe Nge @mhtwenge

2 days ago



Mya from Myanmar 🇲🇲 Congratulations #NephJC Asia, @aakashshingada @divyaa24

Swapnil Hiremath, MD, MPH @hswapnil

2 days ago



Swapnil Hiremath Ex-Mumbai (KEM, Dr Almeida student) Now at @ottawarenal #nephjc cofounder Resident Skeptic No other Col Lurking from work today <https://t.co/kXhErYDX4q>

Nathaniel Reisinger @nephrothaniel

2 days ago



Nathaniel. Nephrologist in New Jersey US #nephjc no relevant COI

Divya Bajpai 🇮🇳 @divyaa24

2 days ago



@agrawalkris @NephJC welcome krishna #NephJC

Aakash Shingada @aakashshingada

2 days ago



Hi. This is Aakash from India, hosting the first #AsianNephJC. This endeavour is really close to heart and would feel incomplete if I don't involve my lucky charm. My darling daughter! #NephJC <https://t.co/E6JfLDuCaZ>

Nephrology Jrnl Club @NephJC

2 days ago




Repeatedly saying this as this is a common mistake by beginners. I used to miss it always. PLEASE ADD #NephJC to EVERY tweet and reply.


Nephrology Jrnl Club @NephJC


2 days ago





We suggest using tweetdeck or the native twitter client in browser or app (<https://t.co/LkGCHautmO>). Go to the search bar, enter #NephJC and view the tweets in chronological order by clicking on "latest"


 **Arvind Canchi** 🇮🇳 @arvindcanchi 2 days ago
@NephJC @aakashshingada Hi all. This is Arvind Canchi, Nephrologist from Bangalore. COI- a healthy disregard for all things vitamin D is said to do! #nephjc <https://t.co/Q1j70GHcNI>


 **Dr. Anant Joshi** @DrAnantJoshi82 2 days ago
Dr. Anant Joshi, Nephrology fellow from Delhi. No COI #NephJC


 **Sanjeev Nair** @Nair_Sanj 2 days ago
Using tweetdeck helps to keep track of all the conversations. But u can also keep refreshing the search for #NephJC But if u r joining us for the first time, it doesnt matter as long as u chime in.


 **Nephrology Jrnl Club** @NephJC 2 days ago
@mhtwenge @aakashshingada @divyaa24 Hi Mya! How are you! Glad to see you made it! #NephJC


 **Swapnil Hiremath, MD, MPH** @hswapnil 2 days ago
@mhtwenge @aakashshingada @divyaa24 Hey Mya! Hope this time works better for you! #NephJC


 **Divya Bajpai** IN @divyaa24 2 days ago
@hswapnil @OttawaRenal Welcome @hswapnil #NephJC SO good to have u around for this chat


 **Nikhil Shah** @dr_nikhilshah 2 days ago
Nikhil Shah, Clinical Nephrologist @UAlberta, Edmonton, Canada-ex KEM Hosp, Pune- student of amazing @ValentineLobo & Dr Wadia. #NSMC grad, mentor, exec comt. No Col. Proud of @aakashshingada and @divyaa24 for hosting first Asian/Indian #nephjc. Congrats & Best luck. Lurking but here!


 **Divya Bajpai** IN @divyaa24 2 days ago
@mhtwenge @aakashshingada hi mya #NephJC


 **Nephrology Jrnl Club @NephJC** 2 days ago
#NephJC is a great way to build your personal learning network, so hit that follow button early and often!


 **Nephrology Jrnl Club @NephJC** 2 days ago
Tonight at #NephJC we are discussing the @JAMA_current paper, "Effect of Oral Alfacalcidol on Clinical Outcomes in Patients Without Secondary Hyperparathyroidism Receiving Maintenance Hemodialysis" The J-DAVID Trial <https://t.co/zUAidMzmGC>


 **Mayuri Trivedi @MayuriTrivedi80** 2 days ago
RT @NephJC: What proportion of your Dialysis patients are on Active Vitamin D or VDRA #NephJC @arvindcanchi @vjha126 @LangoteAmit @MayuriT...


 **Dr Narayanan @dr_narayanan** 2 days ago
#NephJC Dr Narayanan Pondicherry no COI


 **Nephrology Jrnl Club @NephJC** 2 days ago
@hswapnil @OttawaRenal Hi Swap! #NephJC

 **Divya Bajpai IN @divyaa24** 2 days ago
@nephrothaniel HI Nathaniel Welcome #NephJC

 **Sanjeev Nair @Nair_Sanj** 2 days ago
Sanjeev Nair, Chennai. No Cols. Glad to be part of a historic 1st Asian #NephJC

 **Sunny Modi @SunnyModi** 2 days ago
Dr Sunny fellow from chennai india #NephJC

 **NRAA @NRAA1** 2 days ago
RT @NephJC: #NephJC is a great way to build your personal learning network, so hit that follow button early and often!

 **Nephrology Jrnl Club @NephJC** 2 days ago
@nephrothaniel Hi Nathaniel! Thank you for joining us! #NephJC



DrUtkarsh Deshmukh @DrUtkarsh15Aug

2 days ago

Dr. Utkarsh Deshmukh Nephrology fellow Kolkata #NephJC



Nephrology Jrnl Club @NephJC

2 days ago

Let me explain the how the topics will be discussed over 1 hour of the chat – Topic 0 (T0) – Introduction(~15mins), T1 – Methods (~10mins), T2 – Results(~15mins), T3 – Discussion(~15mins), T4 – concluding remarks #NephJC



Divya Bajpai IN @divyaa24

2 days ago

@arvindcanchi @NephJC @aakashshingada Welcome Dr Canchi #NephJC pleasure having you here @UAlberta @ValentineLobo



Nephrology Jrnl Club @NephJC

2 days ago

@agrawalkris HI Krishna! How is final yr treating you! #NephJC



Divya Bajpai IN @divyaa24

2 days ago

@dr_nikhilshah @UAlberta @ValentineLobo @aakashshingada Welcome @dr_nikhilshah #NephJC



Angel Cesar Ortiz @AngelCesarOrtiz

2 days ago

Hi all. Angel Ortiz. Neph fellow from Mexico. #NSMC Advisor NO COI #NephJC. Congrats to my Co-Interns 2018 @aakashshingada and @divyaa24 for this initiative



Nephrology Jrnl Club @NephJC

2 days ago

Check out the summary of the article. If you havent read it yet, it might be a good idea to go back to it later, discusses the paper, supplementary material, protocol and much more. #NephJC <https://t.co/fyt0olcpD0>



Nephrology Jrnl Club @NephJC

2 days ago

@arvindcanchi @aakashshingada HI Dr Canchi! Thank you so much for joining us! #NephJC



Mayuri Trivedi @MayuriTrivedi80

2 days ago

RT @NephJC: Let me explain the how the topics will be discussed over 1 hour of the chat – Topic 0 (T0) – Introduction(~15mins), T1 – Method...

**Eida M Sharif** @dytiaaurinh

2 days ago

RT @NephJC: Tonight at #NephJC we are discussing the @JAMA_current paper, "Effect of Oral Alfacalcidol on Clinical Outcomes in Patients Wit...

**Divya Bajpai** IN @divyaa24

2 days ago

@MayuriTrivedi80 @NephJC @JAMA_current Hi Mayuri #NephJC

**Edgar V. Lerma** P □ @edgarvlermamd

2 days ago

Edgar Lerma, Chicago-based Nephrologist #NephJC IN ✗ @aakashshingada ✗ @divyaa24 <https://t.co/2IRyuAHj1>

**Nephrology Jrnl Club** @NephJC

2 days ago

RT @Nair_Sanj: Using tweetdeck helps to keep track of all the conversations. But u can also keep refreshing the search for #NephJC But if u...

**Rajesh B Kumar** @rajkbasudeo

2 days ago

Rajesh Kumar from Mumbai, No COI #NephJC

**Divya Bajpai** IN @divyaa24

2 days ago

@AngelCesarOrtiz @aakashshingada Hi @AngelCesarOrtiz #NephJC

**Vineet Behera** @BeheraVineet

2 days ago

Hi..this is vineet behera..mumbai..no coi..#NephJC

**Mayuri Trivedi** @MayuriTrivedi80


2 days ago


RT @NephJC: Check out the summary of the article. If you havent read it yet, it might be a good idea to go back to it later, discusses the...

**Szymon Brzóska** @brzoskos

2 days ago


RT @NephJC: Let me explain the how the topics will be discussed over 1 hour of the chat – Topic 0 (T0) – Introduction(~15mins), T1 – Method...


 **Nephrology Jrnl Club @NephJC** 2 days ago
If you were unable to read the article AND the summary, dont worry, you should still be able to follow most of the discussion. Check out my #Visualabstract here for a quick recap #NephJC <https://t.co/V7RcbYq6N5>


 **Nephrology Jrnl Club @NephJC** 2 days ago
Welcome Dr Narayanan! Great to have you here at the inaugural Asian #NephJC


 **Divya Bajpai IN @divyaa24** 2 days ago
[@rajkbasudeo](#) Welcome to #nephjc [@rajkbasudeo](#)

 **Kishan @nephdrkishan** 2 days ago
Hi, Kishan here. Nephrologist from <https://t.co/fpcvU19dXv> COI #NephJC

 **Swapnil Hiremath, MD, MPH @hswapnil** 2 days ago
[@rajkbasudeo](#) Hey Rajesh! Nice to see you join #NephJC

 **Divya Bajpai IN @divyaa24** 2 days ago
[@edgarvlermamd](#) [@aakashshingada](#) Hi [@edgarvlermamd](#) So good to have you #NephJC

 **Lovy @drlovygaur** 2 days ago
Hi.. this is Lovy, from Delhi, India. No COI. #NephJC

 **Nephrology Jrnl Club @NephJC** 2 days ago
[@SunnyModi](#) HI Sunny! Loved ur poster on using the phone attached lens to look for biopsy adequacy bedside! #NephJC

 **Divya Bajpai IN @divyaa24** 2 days ago
[@drlovygaur](#) Hi Lovy #NephJC

 **Arunkumar @Arunkr_Dr** 2 days ago
Hi all!!! Arunkumar from Delhi... No COI #NephJC

**Nephrology Jrnl Club @NephJC**

2 days ago

Welcome to #NEphJC Utkarsh

**Nephrology Jrnl Club @NephJC**

2 days ago

Considering lack of strong evidence, what role does Active Vitamin D play in your daily practice? Please vote on the below tweet and comment <https://t.co/W3M9H0qb8u> #NephJC

**Divya Bajpai IN @divyaa24**

2 days ago

@Arunkr_Dr Hi Dr Arun Welcome to #NephJC

**Mayuri Trivedi @MayuriTrivedi80**

2 days ago

@divyaa24 @NephJC @JAMA_current Hi divya excited to be there finally..An Asian NephJC is an ultimate dream come true...come on @aakashshingada way to go #nephjc

**Amit Langote @LangoteAmit**

2 days ago

Hi, this is Dr Amit Langote from Mumbai. Happy to be part of first edition of Asian #NephJC

**Nephrology Jrnl Club @NephJC**

2 days ago

@edgarvlermamd @aakashshingada @divyaa24 For all newbies to #SoMe @edgarvlermamd is a must-follow! Glad to have you here sir! #NephJC

**Sanjeev Nair @Nair_Sanj**

2 days ago

RT @NephJC: T0a: What is your threshold for starting active vit D or a VDRA? Do all patients get it, or only if PTH elevated? What's your P...

**Arvind Canchi IN @arvindcanchi**

2 days ago

In Indian CKD pts, in this paper 25% of #CKD stage 4 pts and only 31% of CKD stage 5 had raised PTH levels #Nephjc <https://t.co/BAqJg3h3cl> <https://t.co/3aZE4sWEbJ>



**Divya Bajpai IN @divyaa24**

2 days ago

@nephdrkishan Hi Kishan Welcome to #NephJC

Edgar V. Lerma P  @edgarvlermamd

2 days ago

J-DAVID JP : Among patients on hemodialysis without SHPT, PO alfacalcidol DID NOT reduce the risk of a composite outcome of CV events ca. 2018 from @JAMA_current #VisualAbstract by @aakashshingada #Nephpearls #NephJC IN  
<https://t.co/oNskMPiWg2> <https://t.co/nFwGGZM4Xf>



Nephrology Jrnl Club @NephJC

2 days ago

Hi Kishan! Welcome to #NephJC



Mayuri Trivedi @MayuriTrivedi80

2 days ago

RT @arvindcanchi: In Indian CKD pts, in this paper 25% of #CKD stage 4 pts and only 31% of CKD stage 5 had raised PTH levels #Nephjc [https...](https://t.co/...)



Divya Bajpai IN @divyaa24

2 days ago

#NephJC



Nephrology Jrnl Club @NephJC

2 days ago

Topic0 - A lot of us (including myself) might initially doubt the rationale of even conducting this trial in patients were normal/2x normal PTH. What are your thoughts? #nephjc



Nephrology Jrnl Club @NephJC

2 days ago

@drlovygaur Hi lovy! Glad to see you make it inspite of ur brothers wedding! Dedication! #NephJC



Nephrology Jrnl Club @NephJC

2 days ago

@Arunkr_Dr Welcome to #NephJC Dr Arun



Sanjeev Nair @Nair_Sanj

2 days ago

@NephJC Always a bit of a conundrum. Target PTH per KDIGO but have to weigh in Vit D levels and the Ca/Ph numbers #NephJC



Amit Langote @LangoteAmit

2 days ago

Lurking mostly as caught in ER #NephJC





Edgar V. Lerma P @edgarvlermamd

2 days ago

Vitamin D analogs #Nephpearls #NephSecrets #NephJC IN <https://t.co/LCqpJNBjMp>



Divya Bajpai IN @divyaa24

2 days ago

@NephJC T0 Well is was not acutally an MBD trial. It was a CV risk reduction trial. THats actually too much to expect from Vit D in my opinion #NephJC



Divya Bajpai IN @divyaa24

2 days ago

RT @edgarvlermamd: Vitamin D analogs #Nephpearls #NephSecrets #NephJC IN <https://t.co/LCqpJNBjMp>



Dr. Anant Joshi @DrAnantJoshi82

2 days ago

@NephJC Many patients are found to receive Vitamin D reflexly with often careless and overuse of vit D and active Vit d products #NephJC



Sanjeev Nair @Nair_Sanj

2 days ago

RT @JamesNovakNeph: @NephJC In fact, now that I'm getting warmed up, EVOLVE didn't show any CVD benefit of cinacalcet, either. Nor have the...



Nephrology Jrnl Club @NephJC

2 days ago

Japanese guidelines suggest keeping a low target PTH. While the trial was conceived target PTH was < 180 pg/mL & while trial was ongoing, this was liberalized to < 240 pg/mL. This is different from the KDIGO recommendation of maintaining PTH 2x-9x times ULN #NephJC



Divya Bajpai IN @divyaa24

2 days ago

@LangoteAmit Hi Amit sir. This #nephjc was not possible without your constant encouragement



Mayuri Trivedi @MayuriTrivedi80

2 days ago

@NephJC My thoughts too..especially when we are learning to follow the trends of PTH over the absolute values #NephJC



Dr MK #NephrologistOnICU @_Dr_MK

2 days ago

@NephJC @aakashshingada Hello! Nephrologist from #London UK, currently in #CostaRica! VERY excited for this new #Global #NephJC schedule, so had to check-in and lurk! <https://t.co/0QC202zXVG>



Swapnil Hiremath, MD, MPH @hswapnil

2 days ago

@Nair_Sanj @NephJC Their logic probably given all the epidemiological studies showing benefit of vitamin D Also maybe: prevent worsening of SHPT? #nephjc



Angel Cesar Ortiz @AngelCesarOrtiz

2 days ago

@NephJC We try to use Active Vit D to keep KDIGO target #NephJC



Krithika Mohan @krithicism

2 days ago

Hi all, am Krithika from Hyderabad .#NephJC



Dr. Anant Joshi @DrAnantJoshi82

2 days ago

@edgarvlrmamd This is a very nice summary of vit D compounds which I use to help me use these product #NephJC



Divya Bajpai IN @divyaa24

2 days ago

#NephJC



Aakash Shingada @aakashshingada

2 days ago

INDIAN DATA—from @vjha126 sirs unit in @JASN_news; Cholecalciferol significantly increased endothelium-dependent brachial artery flow-mediated dilation at 16 weeks, placebo did not(difference in mean change:5.49%; 95% CI, 4.34% to 6.64%; P<0.001). <https://t.co/zjLwDX2K3S> #NEPHJC <https://t.co/bdZUm9mpjL>



Sanjeev Nair @Nair_Sanj

2 days ago


@JamesNovakNeph @NephJC @JamesNovakNeph throwing down bouncers from the get go @aakashshingada ..Hard to argue with any of this. #NephJC





Edgar V. Lerma @edgarvlrmamd

2 days ago


Vitamin D Basics from @RenalFellowNtwk #Nephpearls #NephJC IN
<https://t.co/JXARB4h3PH> <https://t.co/4eLwhwZWqT>


 **Nephrology Jrnl Club @NephJC** 2 days ago
RT @Nair_Sanj: @JamesNovakNeph @NephJC @JamesNovakNeph throwing down bouncers from the get go @aakashshingada ..Hard to argue with any of t...


 **Swapnil Hiremath, MD, MPH @hswapnil** 2 days ago
#nephjc


 **Divya Bajpai IN @divyaa24** 2 days ago
Indians data on Vit D. Study by @vijaykher8, Dr Shyam Bansal on Vit D deficiency in Indian MHD pts. <https://t.co/Joi4lpkG0l> mean level of vitamin D was 10.14 ng/ml. 2/3rd had severe Vit D deficiency. PTH levels ranged from 37 to 1066 pg/ml, and the median was 195.8 pg/ml. #NephJC


 **Nephrology Jrnl Club @NephJC** 2 days ago
@Nair_Sanj @JamesNovakNeph @aakashshingada His contributions are always awesome! #NephJC

 **Mayuri Trivedi @MayuriTrivedi80** 2 days ago
Excellent summary easy to remember #NephJC

 **Matt Sparks @Nephro_Sparks** 2 days ago
Matt Sparks lurking on the inaugural Asia #NephJC chat. very excited to see this come to fruition

 **Vineet Behera @BeheraVineet** 2 days ago
@NephJC Agree with you..doubt t need or rationale of this study #NephJC

 **Mayuri Trivedi @MayuriTrivedi80** 2 days ago
RT @edgarvlermamd: J-DAVID JP : Among patients on hemodialysis without SHPT, PO alfacalcidol DID NOT reduce the risk of a composite outcom...

 **Tom Oates @toates_19** 2 days ago
Gladdening my heart to be seeing this first running of Asian #NephJC Greetings from Whitechapel

Nephrology Jrnl Club @NephJC

2 days ago



J-DAVID investigators set out to test whether addition of alfacalcidol helps in cardiovascular event reduction even at a low PTH, thereby truly testing for pleotropic effects of Active Vit D #NephJC

**Samaya @TarSamMD**

2 days ago

Hi everyone lurking since missed last night #NephJC

**Silvi Shah, MD, MS @silvishah**

2 days ago

Hi this is Silvi Transplant nephrologist from U Cincy. Excited for our first Asian nephJC #nephJC

**Divya Bajpai IN @divyaa24**

2 days ago

@BeheraVineet @NephJC they wanted to prove CV benefits of Vt D in this population #NephJC

**Nephrology Jrnl Club @NephJC**

2 days ago

@toates_19 Hi @toates_19 Glad to see you join us! #NephJC

**Divya Bajpai IN @divyaa24**

2 days ago

@TarSamMD Hi Samaya. welcome to #NephJC

**Divya Bajpai IN @divyaa24**

2 days ago

@silvishah Hi Silvi #NephJC

**Edgar V. Lerma P @edgarvlrmamd**

2 days ago

Vitamin D supplementation in Stages 3-4 CKD Update ca. 2018 ✨ 25(OH)D < 15 should be treated irrespective of PTH ✨ 25(OH)D 15-20 may not require treatment if there is no evidence of counter-regulatory hormone activity #Nephpearls #NephJC IN
 <https://t.co/rIHegbLMVO> <https://t.co/hn7NddHSaW>

**Nephrology Jrnl Club @NephJC**

2 days ago

@TarSamMD Hi Samaya! #NephJC



Arvind Canchi IN @arvindcanchi
#nephjc

2 days ago



Nephrology Jrnl Club @NephJC

2 days ago

T1a: Methods – this was a Prospective randomized, open-label, blinded end point clinical trial to examine the effect of alfacalcidol vs no VDRA on cardiovascular events in patients receiving maintenance hemodialysis without secondary hyperparathyroidism over 48 months #NephJC



Sreejith Parameswaran @SreejithDr

2 days ago

Hi, this is Sreejith from Pondicherry @JipmerNephro. No COI. Great to have an Asian edition of @NephJC with a more convenient schedule! Shall be mostly lurking today. #NephJC



Aakash Shingada @aakashshingada

2 days ago

@_Dr_MK @NephJC The MVP of the year winner #NephJCKidneys winner! Thanks for joining us #NephJC



Samaya @TarSamMD

2 days ago

RT @edgarvlermamd: Vitamin D Basics from @RenalFellowNtwk #Nephpearls #NephJC IN <https://t.co/JXARB4h3PH> <https://t.co/4eLwhwZWqT>



Divya Bajpai IN @divyaa24

2 days ago

More Indian Data: <https://t.co/6EUkHbE4No> RCT of cholecalciferol supplementation in patients on maintenance hemodialysis @vijaykher8, Cholecalciferol 60,000 unit/week for 6 weeks was insufficient to achieve optimal levels of 25(OH)D in Indian MHD pts. #NephJC



Mayuri Trivedi @MayuriTrivedi80

2 days ago

RT @divyaa24: Indians data on Vit D. Study by @vijaykher8, Dr Shyam Bansal on Vit D deficiency in Indian MHD pts. <https://t.co/Joi4lpkG0l> m...



Nephrology Jrnl Club @NephJC

2 days ago

The protocol of the trial was published here - <https://t.co/bxb7ifDQ2A> PTH targets in Japanese guidelines are <180pg/mL, this was liberalized to 240pg/mL #NephJC <https://t.co/OAp5BFjuVU>

**Mayuri Trivedi** @MayuriTrivedi80

2 days ago

RT @MarioFunesMD: Mentorship in the internet era. Proud of the #NephJC community. #NephForward <https://t.co/7ewDalReqt>**Krishna K Agrawal** @agrawalkris

2 days ago

@edgarvlrmamd Upto what level of intact PTH is considered acceptable in CKD and is there a difference in levels as per the stages of CKD. #NephJC

**Sanjeev Nair** @Nair_Sanj

2 days ago

IE for a dialysis cohort where, i suspect, most of us wouldnt start Active Vit D. #NephJC

**Divya Bajpai** IN @divyaa24

2 days ago

@SreejithDr @JipmerNephro @NephJC welcome Dr Sreejith #NephJC

**Amit Langote** @LangoteAmit

2 days ago

@Nephro_Sparks Happy to see lot of North American colleagues joining #NephJC Asia inaugural edition and boosting the confidence

**Nephrology Jrnl Club** @NephJC

2 days ago

@SreejithDr @JipmerNephro Glad you could join us sir! #NephJC

**OmarTaco MD, MSc** @Errantnephron

2 days ago

☐☐ Hi all!, Omar Taco, nephrologist from Barcelona #nephjc

**Nephrology Jrnl Club** @NephJC

2 days ago

RT @arvindcanchi: #nephjc <https://t.co/k6avva6zM2>**Mayuri Trivedi** @MayuriTrivedi80

2 days ago

RT @edgarvlrmamd: Vitamin D supplementation in Stages 3-4 CKD Update ca. 2018
◆ 25(OH)D < 15 should be treated irrespective of PTH ◆ 25(...**Divya Bajpai** IN @divyaa24

2 days ago

@_Dr_MK @NephJC @aakashshingada Welcome to #NephJC



Krystahl Andújar, MD @Krystahllopathy

2 days ago

Hi everyone I'm Krystahl from Puerto Rico. I'm going to be lurking as I already participated last night but how lucky are we to be able to discuss a paper with each other from across the globe! #NephJC



Dr Narayanan @dr_narayanan

2 days ago

Hi Sreejith #NephJC



Nephrology Jrnl Club @NephJC

2 days ago

T1c: Intervention - oral alfacalcidol at 0.5 µg per day. Other VDRAs were allowed in the experimental group while the control group was asked to avoid them. Dose reduction, modification or temporary cessation was allowed (Dose range of alfacalcidol 0.25 to 7 mcg/wk) #NephJC



Nephrology Jrnl Club @NephJC

2 days ago

RT @divyaa24: More Indian Data: <https://t.co/6EUkHbE4No> RCT of cholecalciferol supplementation in patients on maintenance hemodialysis @vij...



Rajesh B Kumar @rajkbasudeo

2 days ago

Using 2000unit Vit D3 per day or 60k a week makes any difference #NephJC



Divya Bajpai IN @divyaa24

2 days ago

@agrawalkris @edgarvlermamd Rather than level I would focus more on TREND. this is also suggested in latest Kdigo guidelines. So >9 times AND RISING will catch attention #NephJC



Mayuri Trivedi @MayuriTrivedi80

2 days ago

@NephJC Open label breaks my heart ...but patient centric outcomes make me smile a bit #nephjc



Sanjeev Nair @Nair_Sanj

2 days ago

RT @divyaa24: More Indian Data: <https://t.co/6EUkHbE4No> RCT of cholecalciferol supplementation in patients on maintenance hemodialysis @vij...



Fra Ian @caioqualunque

2 days ago

Hi, Francesco from Italy! #nephjc

**Divya Bajpai** IN @divyaa24

2 days ago

@Krystahllopathy Hi Krystahl Welcome to #NephJC

**Urmila Anandh** @AnandhUrmila

2 days ago

RT @divyaa24: More Indian Data: <https://t.co/6EUKHbE4No> RCT of cholecalciferol supplementation in patients on maintenance hemodialysis @vij...**Aakash Shingada** @aakashshingada

2 days ago

@divyaa24 @agrawalkris @edgarvlermamd Do you consider pth in isolation. I always use a combination of pth, po4 and alk phos #NephJC

**Sanjeev Nair** @Nair_Sanj

2 days ago

RT @NephJC: T1a: Methods – this was a Prospective randomized, open-label, blinded end point clinical trial to examine the effect of alfacal...

**Arvind Canchi** IN @arvindcanchi

2 days ago

Given the lower prevalence of high PTH in our #CKD pts are we over treating these pts with vitamin D? #nephjc

**Divya Bajpai** IN @divyaa24

2 days ago

@caioqualunque Welcome to #NephJC Fra

**Nephrology Jrnl Club** @NephJC

2 days ago

T1d: Primary Endpoint – What do you think of the Composite of Cardiovascular events – details don't fit in 280 characters! Too much performance pressure on Alfacalcidol?! Secondary endpoint – All cause mortality #NephJC <https://t.co/HEzRh0t4bb>**Divya Bajpai** IN @divyaa24

2 days ago

@arvindcanchi Probably yes, and also some center use high ca dialysate. whats your value? #NephJC

**Nephrology Jrnl Club** @NephJC

2 days ago


@Errantnephron Hi Omar! how are you! #NephJC



Arvind Canchi IN @arvindcanchi

2 days ago

@NephJC 7 mcg! Unheard of, in our population. #nephjc



Fra Ian @caioqualunque

2 days ago

T1c: frequency of administration may have a role too, even if you maintain the same weekly dose #nephjc



Sanjeev Nair @Nair_Sanj

2 days ago

@NephJC I'd think it would be extremely tough to randomise many pts to fit this combination of inclusion criteria in my practice. #NephJC



Divya Bajpai IN @divyaa24

2 days ago

@arvindcanchi @NephJC True too much burden on vessels and pocket also #NephJC



Nephrology Jrnl Club @NephJC

2 days ago

@arvindcanchi its per week. But the main issue is such a wide variation in dose!!! #NephJC



Daher Abdoukarim Omar @dao_dr

2 days ago

RT @edgarvlermamd: Vitamin D analogs #Nephpearls #NephSecrets #NephJC IN <https://t.co/LCqpJNBjMp>



Divya Bajpai IN @divyaa24

2 days ago

@aakashshingada @agrawalkris @edgarvlermamd Yes and some times ALP is even better. we are also trying to look at bone specific ALP #NephJC



Edgar V. Lerma P @edgarvlermamd

2 days ago

Updates in the assessment of PTH in Stage 3-5 CKD (Not On Dialysis) from @goKDIGO #NephJC IN #Nephpearls #KidneyWk 2017 <https://t.co/jUppJOIHeJ>



Zoran Paunic @unicipa

2 days ago

Hi, Zoran from Belgrade, Serbia #nephjc

**Urmila Anandh** @AnandhUrmila

2 days ago

RT @divyaa24: @aakashshingada @agrawalkris @edgarvlrmamd Yes and some times ALP is even better. we are also trying to look at bone specifi...

**Aakash Shingada** @aakashshingada

2 days ago

@Nair_Sanj @NephJC Agreed.. They went out of their way to fit them in those parameters. Lot of Calcium based binders, non cal binders and even cinacalcet used! #NephJC

**Divya Bajpai** IN @divyaa24

2 days ago

@unicipa Hi Zoran welcome to #NephJC

**Nephrology Jrnl Club** @NephJC

2 days ago

T1f: What do you think of the methods? Is open label and allowing other VDRA's and cinacalcet to be used a problem? Target PTH was same in both arms too #NephJC

**Anitha Vijayan** @VijayanMD

2 days ago

@NephJC @aakashshingada Hi Anitha Vijayan, nephrologist at Washington University in St Louis. Will be lurking. No COI. Congratulations on first Asian #NephJC #NephForward

**Mayuri Trivedi** @MayuriTrivedi80

2 days ago

RT @NephJC: T1d: Primary Endpoint – What do you think of the Composite of Cardiovascular events – details don't fit in 280 characters! Too...

**Aakash Shingada** @aakashshingada

2 days ago

@Nair_Sanj @NephJC Another concern is that these "treated" patients with low pth - can we label them as NOT having SHPT? #NephJC

**Sam Krishnamoorthy** @beans_sam

2 days ago

@NephJC @aakashshingada Sam Krishnamoorthy, Lurking, supposed to be working #NephJC



Dr. Anant Joshi @DrAnantJoshi82

2 days ago

@NephJC Cardiovascular mortality is way too multi-factorial to expect targeted reduction with one agent. Hypovitaminosis D might contribute, but single agent leading to reduced stats of CV mortality is probably expecting too much. #NephJC



Divya Bajpai IN @divyaa24

2 days ago

@aakashshingada @Nair_Sanj @NephJC Yes the controls also got all the mixture of drugs and their PTH levels were same at the end. Difficult to single out the effect of vit D #NephJC



Mayuri Trivedi @MayuriTrivedi80

2 days ago

@NephJC Pretty run of the mill outcomes..not surprised #nephjc



Swapnil Hiremath, MD, MPH @hswapnil

2 days ago

@arvindcanchi @NephJC Like: 1 mcg daily ...high, but not that unbelievable if you put it that way? #NephJC



Aakash Shingada @aakashshingada

2 days ago

@caioqualunque Exactly. Lot of heterogeneity in intervention and lot of contamination! #NephJC



Divya Bajpai IN @divyaa24

2 days ago

@beans_sam @NephJC @aakashshingada Hi Sam welcome to #NephJC



Nephrology Jrnl Club @NephJC

2 days ago

T2a Results-Target sample size was 1600, they managed to recruit < 1000. 976 patients were randomized, 964 were included in analysis (488 in the intervention group and 476 in the control group). There was significant dropout in both the intervention and control groups. #NephJC <https://t.co/rqIrGT4DO3>



Swapnil Hiremath, MD, MPH @hswapnil

2 days ago

RT @caioqualunque: T1c: frequency of administration may have a role too, even if you maintain the same weekly dose #nephjc

Allen Palon @AllenPalon

2 days ago



RT @PedCritCareMed: What is the prevalence and outcomes of acute #kidney injury in children with diabetic ketoacidosis? Read this January a...

**Arvind Canchi** IN @arvindcanchi

2 days ago

@hswapnil @NephJC I presumed daily dosing... #nephjc

**Fra Ian** @caioqualunque

2 days ago

@NephJC There are a lot of confounding factors here: it's always difficult to distinguish innocent bystanders from real players #nephjc

**Aakash Shingada** @aakashshingada

2 days ago

@DrAnantJoshi82 @NephJC Absolutely. As if Alfacalcidol was the brahmastra to tackle all CV risks! #NephJC

**Sanjeev Nair** @Nair_Sanj

2 days ago

@MayuriTrivedi80 @NephJC Seems set up to get a negative outcome no? Surely none of us prescribe alfacalcidol thinking "yup the heart's now protected!" #NephJC We are targetting the numbers.. lets be honest

**Aakash Shingada** @aakashshingada

2 days ago

@divyaa24 @DrAnantJoshi82 @NephJC Considering the dynamicity of Ckd-mbd and the trial being open label, lot of crossover occurred! Huge limitation #NephJC

**Sanjeev Nair** @Nair_Sanj

2 days ago

@aakashshingada @NephJC Exactly #NephJC

**Aakash Shingada** @aakashshingada

2 days ago

@beans_sam @NephJC Hi Sam! #NephJC

**Divya Bajpai** IN @divyaa24

2 days ago

@DrAnantJoshi82 @NephJC So many dropouts in both the groups in a study which was already underpowered to begin with #NephJC



Sanjeev Nair @Nair_Sanj

2 days ago

RT @DrAnantJoshi82: @NephJC Cardiovascular mortality is way too multi-factorial to expect targeted reduction with one agent. Hypovitaminosi...



Divya Bajpai IN @divyaa24

2 days ago

Is anyone worried about pts with low PTH getting so much vit D, ca carbonate and high ca dialysate #NephJC <https://t.co/lxX4piLnyW>



Dr Narayanan @dr_narayanan

2 days ago

RT @edgarvlermamd: Updates in the assessment of PTH in Stage 3-5 CKD (Not On Dialysis) from @goKDIGO #NephJC IN #Nephpearls #KidneyWk 2017...



Sanjeev Nair @Nair_Sanj

2 days ago

@aakashshingada @DrAnantJoshi82 @NephJC LOL...Medical terminology u r unlikley to hear in other #NephJC s



Swapnil Hiremath, MD, MPH @hswapnil

2 days ago

@aakashshingada @DrAnantJoshi82 @NephJC Didn't you know Vitamin D cures everything? #sarcasm #NephJc



Divya Bajpai IN @divyaa24

2 days ago

what is the usual dialysate calcium used in your practice? #NephJC



Krishna K Agrawal @agrawalkris

2 days ago

@divyaa24 yes. It is a concern #NephJC



Dr priti MD @priti899

2 days ago

Vitamin d polymorphism appears to be responsible for variable cardiovascular outcome in ckd population amongst asians and nonasians. Kindly share ur views #Nephjc



Swapnil Hiremath, MD, MPH @hswapnil


2 days ago

@divyaa24 Reverse causation: might be PTH was low because of high Ca bath and high Ca-binder usage? #NephJC

**Anitha Vijayan** @VijayanMD

2 days ago

@divyaa24 2.5 is our usual. Yes - would be worried about adynamic bone disease #NephJC

**Fra Ian** @caioqualunque

2 days ago

Just googled Brahmastra- There is something special with Asian #nephjc
<https://t.co/QvSAH2lyZH>

**Arvind Canchi** IN @arvindcanchi

2 days ago

We need to do a Brexit from doing Vitamin D levels and treating with vitamin D here in India! Even in normal individuals! Marginally off topic, but nauseating to see..... #nephjc

**Dr MK #NephrologistOnICU** @_Dr_MK

2 days ago

@VijayanMD Thank you! But more to the point, has anyone #nephjc'd from a pool??
<https://t.co/gESUVbSXXz>

**Krishna K Agrawal** @agrawalkris

2 days ago

@VijayanMD @divyaa24 Do you have problem of Intradialytic hypertension with Calcium of 2.5 in the dialysate. We had many. #NephJC

**Mohamed E. Elrggal** @M_Elraggal

2 days ago

Hi, Mohamed Elrggal from Egypt, sorry for being late. No COI. #nephjc

**Swapnil Hiremath, MD, MPH** @hswapnil

2 days ago

@divyaa24 We are 1.25 mmol/L (2.5 mEq) but many centres in Canada are 3 mEq See @LangoteAmit et al review <https://t.co/05ozpHAuun> on topic in @AJKDonline #NephJC

**Divya Bajpai** IN @divyaa24

2 days ago

@arvindcanchi Yes lots of data suggesting low Vit D levels in Indians. Related to our genetics. should not treat levels #NephJC

**Arvind Canchi** IN @arvindcanchi

2 days ago

@caioqualunque He he he..... We all have our weapons of mass destruction! #nephjc



Lovy @drlovygaur

2 days ago

@aakashshingada @DrAnantJoshi82 @NephJC Exactly. This is what most of us would unanimously agree to.. there is no single best agent to help our dialysis patients. #NephJC



Eida M Sharif @dytiaaurinh

2 days ago

Hi Dr Nur Hidayati here - universiti Malaya renal fellow from M'sia- mainly lurking. No COI. #NephJC



Mohamed E. Elrggal @M_Elraggal

2 days ago

@hswapnil @divyaa24 @LangoteAmit @AJKDonline We have standard 1.75 only for sorry #NephJC



Divya Bajpai IN @divyaa24

2 days ago

@M_Elraggal Hi @M_Elraggal Good to have you #NephJC



Vineet Behera @BeheraVineet

2 days ago

@divyaa24 Agree with you.. vitd shouldnot be given at such low pth..atleast the guidelines say so..#NephJC <https://t.co/6lRJR9d557>



Rajesh B Kumar @rajkbasudeo

2 days ago

#NephJC @divyaa24 <https://t.co/lpCDWOa4Cd>



Nephrology Jrnl Club @NephJC

2 days ago

T2e: The table summarizes the composite and individual cardiovascular events that occurred. The number of SAEs was similar between the groups. Note the Remarkable increase in incidence of Strokes in the alfacalcidol grp #NephJC <https://t.co/9Dm0LVTlg6>



Divya Bajpai IN @divyaa24

2 days ago

@caioqualunque Thats the benefit of joining #NephJC Asia



Divya Bajpai IN @divyaa24

2 days ago

@dytiaaurinh HI Eida welcome to #NephJC



Sanjeev Nair @Nair_Sanj

2 days ago

RT @hswapnil: @divyaa24 We are 1.25 mmol/L (2.5 mEq) but many centres in Canada are 3 mEq See @LangoteAmit et al review <https://t.co/05ozpH...>



Divya Bajpai IN @divyaa24

2 days ago

@M_Elraggal @hswapnil @LangoteAmit @AJKOnline Whats your avg HD pts PTH? #NephJC



Nephrology Jrnl Club @NephJC

2 days ago

T2b: Let's take a closer look at the patients recruited. Median Age 65 yrs, ~ 30% were on furosemide (so presumably had residual function). Most patients receiving calcium containing po4 binders and 5-6 % patients on Cinacalcet in each group #NephJC <https://t.co/FZR4ExSnGo>



Dr MK #NephrologistOnICU @_Dr_MK

2 days ago


@arvindcanchi 😊😊😊 our country has become an excellent analogy... the pain... #Nephjc



Nephrology Jrnl Club @NephJC

2 days ago

T2c: Primary outcome occurred in 103 patients (21%) in the intervention group & 85 patients (18%) in the control group (absolute difference, 3% [95% CI, -1.75% to 8.24%]; hazard ratio, 1.25 [95% CI, 0.94-1.67]; P = .13). The curves are going in opp directions, Surprised? #NephJC <https://t.co/wrJr4HtoYN>



Fra Ian @caioqualunque

2 days ago

#NEphJC



Divya Bajpai IN @divyaa24

2 days ago

@rajkbasudeo Wow now this is called evidence based #NephJC thanks @rajkbasudeo



Nephrology Jrnl Club @NephJC

2 days ago

T2d: There was no significant difference between the intervention and control group in the secondary outcome of all-cause death (18.2% vs 16.8%, respectively; hazard ratio, 1.12 [95% CI, 0.83- 1.52]; P = .46) #NephJC <https://t.co/3EfiFrXyln>



Amit Langote @LangoteAmit
Agree. #NephJC

2 days ago



Lovy @drlovygaur
@agrawalkris @VijayanMD @divyaa24 Ditto.. we use 2.0 and we face the same issues. #NephJC

2 days ago



Nephrology Jrnl Club @NephJC
T2f: What happened to the biochemical parameters - calcium, PO4 and PTH during the trial? Since this was an open label a lot of changes were made, as can be seen here: #nephJC <https://t.co/g6XvY2neKA>

2 days ago



Suny Modi @SunyModi
#nephjc we use 1.5 mol/L <https://t.co/66cfg4WXC7>

2 days ago



Krishna K Agrawal @agrawalkris
@divyaa24 @arvindcanchi I had read if 90% of the population is deficient in something than that is not deficiency in context to levels of Vitamin D. #NephJC

2 days ago



Arvind Canchi IN @arvindcanchi
@caioqualunque We use the word liberally..... #nephjc <https://t.co/al4ErQzudj>

2 days ago



Urmila Anandh @AnandhUrmila
RT @divyaa24: @arvindcanchi Yes lots of data suggesting low Vit D levels in Indians. Related to our genetics. should not treat levels #Neph...

2 days ago



Divya Bajpai IN @divyaa24
@NephJC These pts are older than most of our HD pts. here #NephJC

2 days ago



Amit Langote @LangoteAmit
@divyaa24 @M_Elraggal @hswapnil @AJKDonline Roughly around 500 and below #NephJC

2 days ago

Nephrology Jrnl Club @NephJC

2 days ago



T2f: One might wonder why the biochemical parameters did not change despite a drug versus no drug comparison? The answer is seen below: #NephJC
<https://t.co/eha13Qwe0E>

Angel Cesar Ortiz @AngelCesarOrtiz

2 days ago



@divyaa24 Yes. We use 2.5 mEq in standard. In our pts with low PTH and adynamic bone disease we can't change this calcium exposure #NephJC

Divya Bajpai IN @divyaa24

2 days ago



@AngelCesarOrtiz Do you do bone biopsy to prove ABD? #NephJC

Aakash Shingada @aakashshingada

2 days ago



@nephdrkishan @Nair_Sanj @NephJC Agreed! It shouldn't be a biochemical level defined entity #NephJC

Umesh Khanna @Ubkhanna

2 days ago



RT @LangoteAmit: @divyaa24 @M_Elraggal @hswapnil @AJKDonline Roughly around 500 and below #NephJC

Vineet Behera @BeheraVineet

2 days ago



@hswapnil @aakashshingada @DrAnantJoshi82 @NephJC There was this era n 2005-10..when vit d causality studies were done in all diseases.. and was tried therapeutically in every disease.. may be this trial was conceived that time #NephJC

Divya Bajpai IN @divyaa24

2 days ago



@aakashshingada @nephdrkishan @Nair_Sanj @NephJC Nothing in CKDMBD be measured /defined individually. We have to look at the complete clinical and biochemical also sometimes histomorphometric picture. #NephJC

Urmila Anandh @AnandhUrmila

2 days ago



@divyaa24 #nephjc 2,".5 new

Arvind Canchi IN @arvindcanchi

2 days ago



@SunyModi A faint idea that @divyaa24 asked me this, and we use the same. That same bag actually! #nephjc



Yasar Caliskan @yasar_caliskan

2 days ago

@NephJC Low PTH levels were also found to be associated with mortality in previous studies. Figure 2 in the supplement demonstrates that mean iPTH levels were lower than 50 pg/mL at 3. month in the intervention group. We need more data about the PTH levels. #nephjc



Sanjeev Nair @Nair_Sanj

2 days ago

@NephJC All that Calcium..and still a low serum Calcium...and still they were prescribed such a high dose of alfacalcidol...with the low PTH.. i wouldnt get ethical committee clearance.. LOL #NephJC



Divya Bajpai IN @divyaa24

2 days ago

@arvindcanchi @SunyModi Do u vary it for different pts?#nephjc



Aakash Shingada @aakashshingada

2 days ago

The investigators went out of their way to maintain equivalent biochemical profile. To prove pleotropic effect of Alfacalcidol was independant of its biochemical effects #NephJC



Divya Bajpai IN @divyaa24

2 days ago

@NephJC What were the Vit D levels? #NephJC



Arvind Canchi IN @arvindcanchi

2 days ago

@divyaa24 @SunyModi Nope. I go low for hypercalcemic ones. #nephjc



Nephrology Jrnl Club @NephJC

2 days ago

T3a: Coming to discussions: The trial showed that in patients without secondary hyperparathyroidism receiving maintenance hemodialysis, oral alfacalcidol compared with usual care DID NOT reduce the risk of significant cardiovascular events. #NephJC



Sanjeev Nair @Nair_Sanj

2 days ago

@_Dr_MK @arvindcanchi Well if u think about it India dealt with the world's 1st Brexit. So we have some insight ;) #NephJC



Angel Cesar Ortiz @AngelCesarOrtiz

2 days ago

@divyaa24 No in my center. But, it's common to see patients with low PTH concentrations. #NephJC



Aakash Shingada @aakashshingada

2 days ago

@divyaa24 @M_Elraggal @hswapnil @LangoteAmit @AJKDonline Difficult to say avg. Because haven't compiled data and anecdotal evidence is always $\square \cup$ But we see lot of patients upwards of 1k #NephJC



Mohamed E. Elraggal @M_Elraggal

2 days ago

@divyaa24 @NephJC I think it wasn't measured #NephJC



Swapnil Hiremath, MD, MPH @hswapnil

2 days ago

RT @aakashshingada: The investigators went out of their way to maintain equivalent biochemical profile. To prove pleiotropic effect of Alfac...



Nephrology Jrnl Club @NephJC

2 days ago

@M_Elraggal @divyaa24 yep. weren't measured #NephJC



Arvind Canchi IN @arvindcanchi

2 days ago

@_Dr_MK You are on the threshold of voting your govt out eh, depending on how that no confidence vote goes.... #nephjc



Nephrology Jrnl Club @NephJC

2 days ago

How many of you all measure Vit D regularly and is it 25 OH D or 1,25 OH D which is measured? #NephJC <https://t.co/22ihJ1ID3D>



Nephrology Jrnl Club @NephJC

2 days ago

T3b The study has a signal of potential harm rather than benefit of VDRAs in patients without elevated serum intact PTH levels. The occurrence of stroke was twice as high in the intervention group than the control group (28 vs 14). #NephJC



tukaram @tukaramj

2 days ago

Nephrologist from Mumbai. COI-don't believe in Vit D pleiotropism #NephJC

**Mohamed E. Elrggal** @M_Elraggal

2 days ago

@Wingwingwong2 @divyaa24 @hswapnil @LangoteAmit @AJKDonline Just it is the only available here #NephJC 🤖

**Swapnil Hiremath, MD, MPH** @hswapnil

2 days ago

@BeheraVineet @aakashshingada @DrAnantJoshi82 @NephJC indeed - seems it was. recruitment 2008 - 11 last follow up 2015, but published only late 2018 #NephJC Nevertheless good that it was done. Can put this to rest

**Divya Bajpai** IN @divyaa24

2 days ago

@NephJC We measure them when PTH is high before supplementing. Will usually not measure in low PTH states as wont give them Vit D #NephJC

**Samaya** @TarSamMD

2 days ago

RT @edgarvlermamd: Vitamin D 101 from @RenalFellowNtwk #Nephpearls #CKDMBD #NephJC ☐☐ <https://t.co/JXARB4h3PH> <https://t.co/uJIQnaUYzK>

**tukaram** @tukaramj

2 days ago

@NephJC Not as a routine. Almost never 1,25 OH D #NephJC

**Aakash Shingada** @aakashshingada

2 days ago

@Nair_Sanj @NephJC Japanese patients are different. #NephJC

**Divya Bajpai** IN @divyaa24

2 days ago

@yasar_caliskan @NephJC Japanese guidelines aim for ower levels #NephJC

**OmarTaco MD, MSc** @Errantnephron

2 days ago

@NephJC Twice a year we measure 25(OH)D3 #nephjc

**Nephrology Jrnl Club** @NephJC

2 days ago

T3c What do you think of the trial, the results? There were some significant limitations – Underpowered Trial Unblinded Study Contamination of study groups Caution in extrapolating to non Japanese pts Study data cant be extrapolated to pts with SHPT #NephJC

**Mohamed E. Elrggal** @M_Elraggal

2 days ago

@NephJC And that's the scary part of the study, first do no harm #NephJC, explanation ?! May be vascular calcification? But wasn't assessed as far as I remember

**Sanjeev Nair** @Nair_Sanj

2 days ago

@NephJC Confounders! #NephJC

**Divya Bajpai** IN @divyaa24

2 days ago

@tukaramj @NephJC Hi Dr Tukaram welcome to #NephJC I know this should be your fav topic, negative trial in CKDMBD

**Suny Modi** @SunyModi

2 days ago

@divyaa24 @M_Elraggal @hswapnil @LangoteAmit @AJKDonline My data #nephjc @divyaa24 <https://t.co/8yuMayTZ7v>

**Aakash Shingada** @aakashshingada

2 days ago

RT @tukaramj: @NephJC Not as a routine. Almost never 1,25 OH D #NephJC

**Aakash Shingada** @aakashshingada

2 days ago

RT @SunyModi: @divyaa24 @M_Elraggal @hswapnil @LangoteAmit @AJKDonline My data #nephjc @divyaa24 <https://t.co/8yuMayTZ7v>

**Dr MK #NephrologistOnICU** @_Dr_MK

2 days ago

@arvindcanchi "While from the dizzy precipice I gaze The world receding from my pensive eyes" #nephjc #SonnetInterjection

**Sanjeev Nair** @Nair_Sanj

2 days ago

RT @NephJC: T3a: Coming to discussions: The trial showed that in patients without secondary hyperparathyroidism receiving maintenance hemod...

**Divya Bajpai** IN @divyaa24

2 days ago

@SunyModi @M_Elraggal @hswapnil @LangoteAmit @AJKDonline Wow is it published? please share the reference #NephJC



cincuelire @cincuelire5

2 days ago

RT @edgarvlermamd: J-DAVID JP : Among patients on hemodialysis without SHPT, PO alfacalcidol DID NOT reduce the risk of a composite outcom...



Nephrology Jrnl Club @NephJC

2 days ago

T3d: IMPORTANT TO NOTE: This was not a trial of different PTH targets, it was a trial of alfacalcidol versus placebo (most of whom did receive another VDRA) at PTH levels where most of us would not use either active vitamin D or a VDRA. #NephJC



Zoran Paunic @unicipa

2 days ago

@Errantnephron @NephJC And what if you find low 25 OH D3 level and low PTH? #nephjc



Divya Bajpai IN @divyaa24

2 days ago

#NephJC



Aakash Shingada @aakashshingada

2 days ago

RT @NephJC: T3d: IMPORTANT TO NOTE: This was not a trial of different PTH targets, it was a trial of alfacalcidol versus placebo (most of w...



Nephrology Jrnl Club @NephJC

2 days ago

T3e What does this trial truly show? VDRA's have been promoted for improving cardiovascular health, immune function and other pleiotropic effects! This study does not support this practice!! ½ #NephJC



Rajesh B Kumar @rajkbasudeo

2 days ago

@NephJC #NephJC @divyaa24 measuring Vitamin D3 with PTH measurement in CKD 4-5



Divya Bajpai IN @divyaa24

2 days ago

@NephJC As they (both groups) were on so many other drugs #NephJC



Dr MK #NephrologistOnICU @_Dr_MK

2 days ago

@SunyModi @divyaa24 @M_Elraggal @hswapnil @LangoteAmit @AJKDonline I love this! Thanks for sharing with #nephjc



Angel Cesar Ortiz @AngelCesarOrtiz

2 days ago

@NephJC We measure 25 OH in the 2nd nephrology consultation in our 3rd level center. It depends on the PTH, Ca, P levels to modify pts treatments. #NephJC



Vineet Behera @BeheraVineet

2 days ago

@NephJC I dont think vit d levels need regular or periodic monitoring..#NephJC
<https://t.co/kZRmPTIY3e>



Arvind Canchi IN @arvindcanchi

2 days ago

More on PTH in dialysis pts in the Indian context. Study from @nair_sanj's adopted home town. #nephjc <https://t.co/BuLGFZ9Atc> <https://t.co/wDKQuxCwPC>



Nephrology Jrnl Club @NephJC

2 days ago

Most of us have expressed the fear of promoting adynamic bone disease by over suppression of PTH which would subsequently increase risk of vascular calcification & adverse cardiovascular outcomes. But no such adverse effect was seen in this study 2/2 @M_Elraggal #NephJC



tukaram @tukaramj

2 days ago

@NephJC Aggressive PTH lowering seems to a norm in Japan #NephJC
<https://t.co/ihrtYm1ooE>



Sanjeev Nair @Nair_Sanj

2 days ago

RT @NephJC: T3c What do you think of the trial, the results? There were some significant limitations – Underpowered Trial Unblinded Study C...



Dr. Anant Joshi @DrAnantJoshi82

2 days ago

@drlovygaur @aakashshingada @NephJC The Brahmastra still evades us #NephJC



Nephrology Jrnl Club @NephJC

2 days ago

T3f: Does this study change your practice? Do you, or will you, treat your CKD-D patients with VDRA in the setting of normal PTH to address CV risk? #NephJC



Divya Bajpai IN @divyaa24

2 days ago

@NephJC @M_Elraggal I believe we need to extend the followup to look for deleterious effect of vascular calcification #nephjc



Aakash Shingada @aakashshingada

2 days ago

Sums up the trial! But must admit. Any trial In mbd, especially in Dialysis population is going to be difficult. It was a good effort and must be appreciated. Ateast we have data to back what we already believed #NephJC



cincuelire @cincuelire5

2 days ago

RT @hswapnil: #NephJC <https://t.co/jiLFENSBuh>



Amit Langote @LangoteAmit
@NephJC No. I will not #NephJC

2 days ago



Krishna K Agrawal @agrawalkris
@NephJC will need more evidence #nephjc

2 days ago



Swapnil Hiremath, MD, MPH @hswapnil
@NephJC no - it validates my practice of not giving vit D (or analogues) at low PTH levels and makes me question the utility of giving vit D at higher than this levels #NephJC

2 days ago



Aakash Shingada @aakashshingada
@tukaramj @NephJC Their targets are also lower <180 #NephJC

2 days ago



Sanjeev Nair @Nair_Sanj
@NephJC And I still think that primary outcome is harsh although it'll be hard to talk about the pleiotropic effects of Active Vit D with any degree of swagger after this. #NephJC

2 days ago



Aakash Shingada @aakashshingada
@agrawalkris @NephJC You will need more evidence to stop using vitamin D in pts with low pth? #NephJC

2 days ago



Divya Bajpai IN @divyaa24
@aakashshingada True, RCT in MBD is always welcome. The trial did its assigned job to prove Vit D might not improve CV outcomes in MHD with low PTH #NephJC

2 days ago



Juan Manuel Hernandez @JuanmaHernande

2 days ago

RT @edgarvlermamd: Vitamin D supplementation in Stages 3-4 CKD Update ca. 2018
✦ 25(OH)D < 15 should be treated irrespective of PTH ✦ 25(...



PIANO..🎹 @pianiste13

2 days ago

RT @arvindcanchi: In Indian CKD pts, in this paper 25% of #CKD stage 4 pts and only 31% of CKD stage 5 had raised PTH levels #Nephjc https...



tukaram @tukaramj

2 days ago

@NephJC Real risk of adynamic bone disease bothers me more than speculated CV benefit #NephJC



Arvind Canchi IN @arvindcanchi

2 days ago

@_Dr_MK Theresa May's thoughts perhaps? So beautifully put. #nephjc



Nephrology Jrnl Club @NephJC

2 days ago

This was the first RCT on Active Vitamin D in HD, even though it was a negative one. What should future trials look for? Trial of active vitamin D, or a VDRAs at higher levels of PTH? #NephJC



Sanjeev Nair @Nair_Sanj

2 days ago

RT @NephJC: T3d: IMPORTANT TO NOTE: This was not a trial of different PTH targets, it was a trial of alfacalcidol versus placebo (most of w...



Divya Bajpai IN @divyaa24

2 days ago

@aakashshingada @agrawalkris @NephJC Or you need more evidence to start using vit D in these pts.? #NephJC



Swapnil Hiremath, MD, MPH @hswapnil

2 days ago

@Nair_Sanj @NephJC what would be your choice of primary outcomes? fractures rate is low (for a powerful RCT) BMD etc are not useful surrogates maybe patient-reported outcomes? #NephJC



Aakash Shingada @aakashshingada

2 days ago

@divyaa24 @NephJC @M_Elraggal 4 yrs! Seems like a decent follow up. #genuinedoubt how long does it take to precipitate ABD? I know there is no definite answer. Anecdotaly? #NephJC



Amit Langote @LangoteAmit

2 days ago

Second that. Also risk of vascular calcification #NephJC



Yasar Caliskan @yasar_caliskan

2 days ago

@NephJC @M_Elraggal Besides adynamic bone disease, the association of low iPTH levels (< 100 pg/mL) with mortality is likely related to concurrent factors such as uncontrolled diabetes, poor nutritional status, and inflammation. #NephJC



Sandrine Lemoine @SandrineLemoin5

2 days ago

RT @NephJC: Check out the summary of the article #NephJC <https://t.co/fyt0olcpD0>



Rajesh B Kumar @rajkbasudeo

2 days ago

@tukaramj @NephJC #NephJC especialy in our population



Divya Bajpai IN @divyaa24

2 days ago

@tukaramj @NephJC But no increase in vascular events in atleast 4 year followup in this study. how much time it takes to develop ABD? #NephJC



Nephrology Jrnl Club @NephJC

2 days ago

Last few minutes left. What are your take home points? Final thoughts? #NephJC



Sanjeev Nair @Nair_Sanj

2 days ago

@arvindcanchi Tag the author @SURESHSANKAR9 #NephJC



Aakash Shingada @aakashshingada

2 days ago

@divyaa24 Actually it failed to prove its assigned job/hypothesis and reaffirmed what we believed! #NephJC

**A. Chung** @lilhwn2

2 days ago

RT @PedCritCareMed: What is the prevalence and outcomes of acute #kidney injury in children with diabetic ketoacidosis? Read this January a...

**Divya Bajpai** IN @divyaa24

2 days ago

@priti899 @NephJC Wow, so good to see harrison again! #NephJC

**Vineet Behera** @BeheraVineet

2 days ago

@NephJC @divyaa24 @hswapnil @arvindcanchi @aakashshingada @edgarvlrmamd Just quoting this pic from Brenners nephrology..i think this is somewhat what we follow.. Plz suggest differences if any #NephJC
<https://t.co/nYskbomJ5O>

**Mohamed Elkhatib** @Elkhatibmmm66

2 days ago

RT @edgarvlrmamd: Vitamin D supplementation in Stages 3-4 CKD Update ca. 2018
✦ 25(OH)D < 15 should be treated irrespective of PTH ✦ 25(...

**Dr MK #NephrologistOnICU** @_Dr_MK

2 days ago

@aakashshingada @divyaa24 @NephJC @M_Elraggal I really need to get Andrew Davenport onto @Twitter... #nephjc

**Aakash Shingada** @aakashshingada

2 days ago

#NephJC

**Sanjeev Nair** @Nair_Sanj

2 days ago

@beans_sam @aakashshingada @divyaa24 @NephJC @M_Elraggal But this inclusion criteria alone would indicate a bone biopsy no? #NephJC

**Divya Bajpai** IN @divyaa24

2 days ago

@BeheraVineet @NephJC @hswapnil @arvindcanchi @aakashshingada @edgarvlrmamd They have upgraded those PTH limits to 2X9 times normal but not much evidence still to treat a biochemical value which can translate into benefit #NephJC



Swapnil Hiremath, MD, MPH @hswapnil

2 days ago

@BeheraVineet @NephJC @divyaa24 @arvindcanchi @aakashshingada @edgarvlermamd seems wrong very gung ho on vitamin D and cinacalcet and IV calcitriol? <facepalm> I don't use this algorithm. Neither should you #NephJC



Mohamed E. Elrggal @M_Elraggal

2 days ago

@Nair_Sanj @beans_sam @aakashshingada @divyaa24 @NephJC Haha, I assume that, yes #NephJC



Divya Bajpai IN @divyaa24

2 days ago

@Nair_Sanj @beans_sam @aakashshingada @NephJC @M_Elraggal How frequently you do biopsy for pts with low PTH? Has it changed management in your pts? #NephJC



Dr MK #NephrologistOnICU @_Dr_MK

2 days ago

@arvindcanchi If only Mary Darby Robinson could have been her party whip #nephJC



Sanjeev Nair @Nair_Sanj

2 days ago

@NephJC Seems safe to say no. But then we werent doing that to begin with...so... _(ツ)_/ #NephJC



Mohamed E. Elrggal @M_Elraggal

2 days ago

@divyaa24 @Nair_Sanj @beans_sam @aakashshingada @NephJC Never did it #NephJC



Zoran Paunic @unicipa

2 days ago

@divyaa24 @priti899 @NephJC Yes, but it's the case in pts with normal renal function, not ESKD patients. #NephJC



Aakash Shingada @aakashshingada

2 days ago

This really was an awesome turnout! Thank you all for a successful participation. #nephjc



Swapnil Hiremath, MD, MPH @hswapnil

2 days ago

@BeheraVineet @NephJC @divyaa24 @arvindcanchi @aakashshingada @edgarvlermamd textbooks can be wrong - and mostly are wrong by the time they even get published stop using textbooks, even if edited by esteemed eminent experts /end rant #NephJC



Suny Modi @SunyModi

2 days ago

#NephJC <https://t.co/y0W3sl9kqO>



Mohamed Elkhatib @Elkhatibmmm66

2 days ago

RT @edgarvlermamd: Vitamin D Basics from @RenalFellowNtwk #Nephpearls #NephJC IN ☐☐ <https://t.co/JXARB4h3PH> <https://t.co/4eLwhwZWqT>



Suny Modi @SunyModi

2 days ago

#nephjc



Vineet Behera @BeheraVineet

2 days ago

@divyaa24 @NephJC @hswapnil @arvindcanchi @aakashshingada @edgarvlermamd Agree with you about those pth limits #NephJC <https://t.co/0hPNVtnuk7>



Nephrology Jrnl Club @NephJC

2 days ago

Wrapping up! Time's up! The hour just flew by! Thank you so much for joining us tonight! Your contributions are what makes #NephJC fun and informative



Amit Langote @LangoteAmit

2 days ago

@divyaa24 @Nair_Sanj @beans_sam @aakashshingada @NephJC @M_Elraggal Never did one #NephJC



Aakash Shingada @aakashshingada

2 days ago

Even though the hour is up, you can always stay back to discuss. #NephJC



Sanjeev Nair @Nair_Sanj

2 days ago

@NephJC And pre HD...if u r looking to protect start earlier maybe? #NephJC



Swapnil Hiremath, MD, MPH @hswapnil

2 days ago

@SunnyModi theory - not backed up by experimental data let go of hypotheses that are disproven #NephJC



Nephrology Jrnl Club @NephJC

2 days ago

Do you like to have some #NephJC swag? Order it here. They deliver to India too!!
<https://t.co/eTUrZY27Qo> <https://t.co/GgfgBoPyJI>



Nephrology Jrnl Club @NephJC

2 days ago

If you haven't, please sign up for our weekly newsletter <https://t.co/5aumn8lmwF>
#NephJC



Divya Bajpai IN @divyaa24

2 days ago

@NephJC thanks @aakashshingada for such a wonderful chat. thanks #NSMC for making an Asian chat possible. thanks everyone for contributing to this discussion
#NephJC



Rajesh B Kumar @rajkbasudeo

2 days ago

@divyaa24 @BeheraVineet @NephJC @hswapnil @arvindcanchi @aakashshingada @edgarvlermamd #NephJC Very important to know the methodology of PTH assay, the way sample transported before authenticating the PTH report and starting the treatment



Amit Langote @LangoteAmit

2 days ago

RT @hswapnil: @BeheraVineet @NephJC @divyaa24 @arvindcanchi @aakashshingada @edgarvlermamd textbooks can be wrong - and mostly are wrong by...



Amit Langote @LangoteAmit

2 days ago

@aakashshingada And don't forget to hit the ' follow' button freely #NephJC



Zoran Paunic @unicipa

2 days ago

@caioqualunque @Errantnephron @NephJC I agree with you completely. That's my approach as well. #NephJC



Amit Langote @LangoteAmit

2 days ago

RT @NephJC: Do you like to have some #NephJC swag? Order it here. They deliver to India too!! <https://t.co/eTUrZY27Qo> <https://t.co/GgfgBoPy...>



Aakash Shingada @aakashshingada

2 days ago

The numbers: 333 Tweets. 53 Participants. 9-10pm January 16th 2019 IST. first #AsianNephJC More #NephJC 📺 here <https://t.co/fialkzNwXM> via @symplur



Divya Bajpai IN @divyaa24

2 days ago

@rajkbasudeo @BeheraVineet @NephJC @hswapnil @arvindcanchi @aakashshingada @edgarvlermamd True, thats a real problem for country like ours. Have seen lots of samples lying at room temperature { read hot} for hours #NephJC



Aakash Shingada @aakashshingada

2 days ago

RT @divyaa24: @NephJC thanks @aakashshingada for such a wonderful chat. thanks #NSMC to making an Asian chat possible. thanks everyone for...



Sanjeev Nair @Nair_Sanj

2 days ago

@hswapnil @NephJC Hmmm I see ur point..adding fracture rates and BMD to the composite outcome will only increase the chances of a negative trial. #NephJC



Divya Bajpai IN @divyaa24

2 days ago

@aakashshingada @symplur Thats much more than expected. thanks so much everyone #NephJC



Vineet Behera @BeheraVineet

2 days ago


@divyaa24 @NephJC @aakashshingada Thanks..@aakashshingada and @divyaa24 ..for the great #NephJC session..truly enjoyed it






Amit Langote @LangoteAmit

2 days ago


It was an excellent turnout across and beyond Asia for the first ever Asian #NephJC. Hope you had fun. Don't forget to hit "follow" button and engage in fruitful conversation even after the hour is up. An archive of the chat will be available later for viewing.


 **Aakash Shingada @aakashshingada** 2 days ago
RT @hswapnil: @BeheraVineet @NephJC @divyaa24 @arvindcanchi @aakashshingada @edgarvlermamd textbooks can be wrong - and mostly are wrong by...


 **Amit Langote @LangoteAmit** 2 days ago
RT @aakashshingada: The numbers: 333 Tweets. 53 Participants. 9-10pm January 16th 2019 IST. first #AsianNephJC More #NephJC  here <https://...>


 **Samira Farouk, MD, MS @ssfarouk** 2 days ago
Looks like first Asia #NephJC was a success! #NephForward


 **Amit Langote @LangoteAmit** 2 days ago
How does that work? #NephJC

 **Krishna K Agrawal @agrawalkris** 2 days ago
@aakashshingada #nephjc what is the take for renal failure

 **Divya Bajpai IN @divyaa24** 2 days ago
@beans_sam @Nair_Sanj @aakashshingada @NephJC @M_Elraggal As per Japanese guidelines PTH = nearly 60 is normal. They probably also have low threshold to start Cinacalcet #NephJC

 **Sanjeev Nair @Nair_Sanj** 2 days ago
@beans_sam @divyaa24 @aakashshingada @NephJC @M_Elraggal Ditto. Which begs the question how then do we diagnose adynamic bone disease with only the biochemical parameters #NephJC

 **Mohamed E. Elrggal @M_Elraggal** 2 days ago
@beans_sam @divyaa24 @Nair_Sanj @aakashshingada @NephJC Alot of methodological doubts in this study #NephJC

 **Dr MK #NephrologistOnICU @_Dr_MK** 2 days ago
@aakashshingada @symplur Thank you SUPERHOST @aakashshingada! #NephJC



Amit Langote @LangoteAmit

2 days ago

@NephJC I rarely measure.. Also the cost of the test is more than the treatment of Vit D deficiency #NephJC



Aakash Shingada @aakashshingada

2 days ago

We are overwhelmed by the support & participation, I & @divyaa24 won't like to take credit for the #AsianNephJC. Founded by @kidney_boy & @hswapnil #NephJC now has a strong core team which works relentlessly to filter & discuss high impact science twice a month. <https://t.co/LaK4VPV4uy>



Aakash Shingada @aakashshingada

2 days ago

The original idea of #AsianNephJC belongs to @hswapnil and @LangoteAmit. Our enthusiasm was channeled in the right direction by the amazing mentors at #NSMC and #NephJC and the first #AsianNephJC came to fruition today. Thank you all! More about the team <https://t.co/6pFxS0NIzs>



Sanjeev Nair @Nair_Sanj

2 days ago

@aakashshingada Fantastic job to u and @divyaa24 #NephJC



Mohamed E. Elrggal @M_Elraggal

2 days ago

@Nair_Sanj @beans_sam @divyaa24 @aakashshingada @NephJC I think we do, don't have other parameters #NephJC



Sanjeev Nair @Nair_Sanj

2 days ago

RT @aakashshingada: The numbers: 333 Tweets. 53 Participants. 9-10pm January 16th 2019 IST. first #AsianNephJC More #NephJC 🇮🇳 here <https://...>



Divya Bajpai IN @divyaa24

2 days ago

@aakashshingada @kidney_boy @hswapnil Very true we are just following the legacy created by our amazing mentors #NephJC



Aakash Shingada @aakashshingada

2 days ago

@Nair_Sanj @divyaa24 Thank you for the support before, during and after the chat! You are awesome #NephJC <https://t.co/ZKO0QExoAY>

**Sarah Melville** @sarahkmels

2 days ago

RT @arvindcanchi: In Indian CKD pts, in this paper 25% of #CKD stage 4 pts and only 31% of CKD stage 5 had raised PTH levels #Nephjc <https://t.co/dC8H7Zlocz>

**Divya Bajpai** IN @divyaa24

2 days ago

@Nair_Sanj @aakashshingada Thbks was not possible without your support #NephJC

**Sam Kant** @kantsmd

2 days ago

RT @ssfouk: Looks like first Asia #NephJC was a success! #NephForward <https://t.co/dC8H7Zlocz>

**Stanford Nephrology** @StanfordNeph

2 days ago

RT @NephJC: What proportion of your Dialysis patients are on Active Vitamin D or VDRA #NephJC @arvindcanchi @vjha126 @LangoteAmit @MayuriT...

**Aakash Shingada** @aakashshingada

2 days ago

@_Dr_MK @symplur Ur too kind! I am a fan of your hosting! #NephJC

**OmarTaco MD, MSc** @Errantnephron

2 days ago

@unicipa @NephJC I usually repeat the test, and mostly look for an excuse for not supplement it, if I do it I'll go low-dose as @caioqualunque; what's your approach? #NephJC

**Zoran Paunic** @unicipa

2 days ago

@M_Elraggal @Nair_Sanj @beans_sam @divyaa24 @aakashshingada @NephJC Maybe some other approach will soon be possible. <https://t.co/Q3fmocPSeN> #NephJC

**Arvind Canchi** IN @arvindcanchi

2 days ago

@aakashshingada @symplur Well done @aakashshingada and @divyaa24. #nephjc

**Divya Bajpai** IN @divyaa24

2 days ago

@arvindcanchi @aakashshingada @symplur thanks for encouragement and participation. looking forward to hear from you in next #NephJC



Mayuri Trivedi @MayuriTrivedi80

2 days ago

RT @DrAnantJoshi82: @NephJC Cardiovascular mortality is way too multi-factorial to expect targeted reduction with one agent. Hypovitaminosis...



Graham Abra, MD @GrahamAbra

2 days ago

RT @NephJC: What proportion of your Dialysis patients are on Active Vitamin D or VDRA #NephJC @arvindcanchi @vjha126 @LangoteAmit @MayuriT...



Aakash Shingada @aakashshingada

2 days ago

RT @unicipa: @M_Elraggal @Nair_Sanj @beans_sam @divyaa24 @aakashshingada @NephJC Maybe some other approach will soon be possible. <https://t...>



Zoran Paunic @unicipa

2 days ago

@Errantnephron @NephJC @caioqualunque exactly the same, low dose supplementation with cholecalciferol #NephJC



Aakash Shingada @aakashshingada

2 days ago

@Nair_Sanj @beans_sam @divyaa24 @NephJC @M_Elraggal You need 2 biopsies to prove abd□♂ Never gonna happen. #NephJC



Sanjeev Nair @Nair_Sanj

2 days ago

@aakashshingada @divyaa24 Back at ya #NephJC <https://t.co/8K46QY4WR9>



Swapnil Hiremath, MD, MPH @hswapnil

2 days ago

RT @aakashshingada: The numbers: 333 Tweets. 53 Participants. 9-10pm January 16th 2019 IST. first #AsianNephJC More #NephJC 🇮🇳 here <https://...>



Dr priti MD @priti899

2 days ago

Wonderful session!!! Thanks @aakashshingada @divyaa24. first Asian #NephJC Great initiative #AsianNephJC



Divya Bajpai IN @divyaa24

2 days ago

@priti899 @aakashshingada thanks for participating #NephJC

**Kishan @nephdrkishan**

2 days ago

Excellent session. Thanks @aakashshingada & @divyaa24 #NephJC

**Dr. Anant Joshi @DrAnantJoshi82**

2 days ago

@aakashshingada As my facial swelling from a tooth extracted today goes down, i see the swollen up expectations from Vit.D and analogues also decreasing..#NephJC

**Aakash Shingada @aakashshingada**

2 days ago

@DrAnantJoshi82 Take care. And get well soon. Thank you for joining the chat! #NephJC

**Urmila Anandh @AnandhUrmila**

2 days ago

@NephJC Thank you #nephjc

**Vineet Behera @BeheraVineet**

2 days ago

RT @hswapnil: @BeheraVineet @NephJC @divyaa24 @arvindcanchi @aakashshingada @edgarvlermamd textbooks can be wrong - and mostly are wrong by...

**Vineet Behera @BeheraVineet**

2 days ago

RT @NephJC: T3d: IMPORTANT TO NOTE: This was not a trial of different PTH targets, it was a trial of alfacalcidol versus placebo (most of w...

**Andrés @blanco_monter**

2 days ago

RT @PedCritCareMed: What is the prevalence and outcomes of acute #kidney injury in children with diabetic ketoacidosis? Read this January a...

**Mayuri Trivedi @MayuriTrivedi80**

2 days ago

RT @BeheraVineet: @divyaa24 @NephJC @hswapnil @arvindcanchi @aakashshingada @edgarvlermamd Agree with you about those pth limits #NephJC ht...

Showing 1 to 433 of 433 entries

 #NephJC content from Twitter.

Free Custom Analytics and Transcripts for #NephJC

90,000 Tweets

Simplur has over 90,000 #NephJC tweets going back to April 2014.
Get unrestricted access to all conversations with **Simplur Signals**.

©2019 Simplur LLC – Connecting the dots in healthcare social media